

ANKRD13B antibody



Catalog Number: 108067

Product name

ANKRD13B antibody

Recommended Dilution:

WB: 1:200-1:2000

Immunogen

IHC: 1:20-1:200

[Human ANKRD13B Recombinant protein \(GST tag & His tag\)](#)

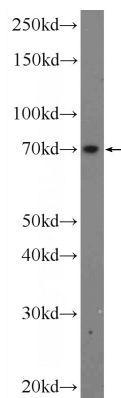
Validations

Specificity

Human, Mouse; other species not tested.

Antibody description

ANKRD13B Rabbit Polyclonal antibody. Positive IHC detected in human testis tissue. Positive WB detected in mouse small intestine tissue. Observed molecular weight by Western-blot: 70 kDa



Preparation

This antibody was obtained by immunization of ANKRD13B recombinant protein (Accession Number: NM_152345). Purification method: Antigen affinity purified.

mouse small intestine tissue were subjected to SDS PAGE followed by western blot with Catalog No:108067(ANKRD13B Antibody) at dilution of

Formulation

PBS with 0.1% sodium azide and 50% glycerol pH 7.3.

Storage

Store at -20°C. DO NOT ALIQUOT

Clonality

Polyclonal

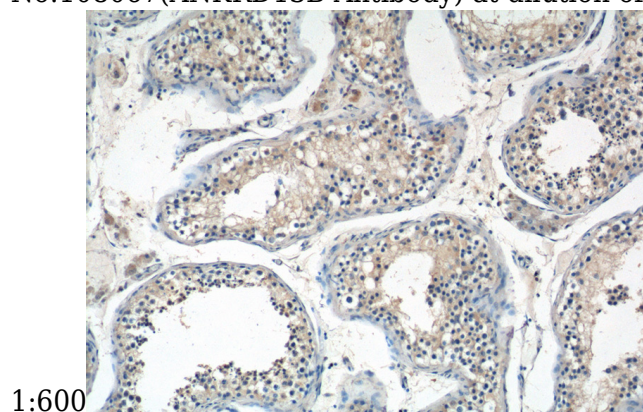
Ig Type

Rabbit IgG

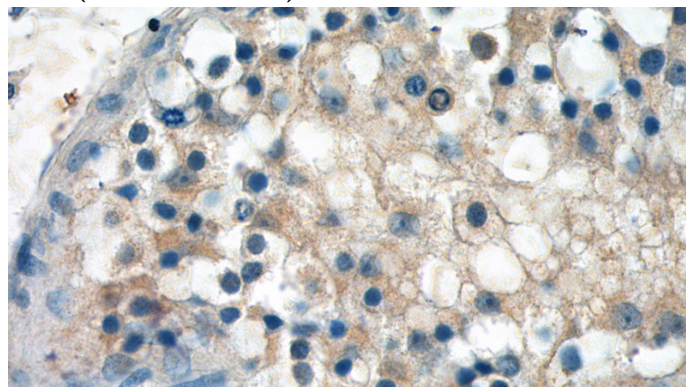
Applications

ELISA, WB, IHC

Dilutions



Immunohistochemistry of paraffin-embedded human testis tissue slide using Catalog No:108067(ANKRD13B Antibody) at dilution of 1:50 (under 10x lens)



ANKRD13B antibody



Catalog Number: 108067

Immunohistochemistry of paraffin-embedded human testis tissue slide using Catalog

No:108067(ANKRD13B Antibody) at dilution of 1:50 (under 40x lens)