

ATP5J antibody



Catalog Number: 108357

Product name

ATP5J antibody

Specificity

Human, Mouse, Rat; other species not tested.

Antibody description

ATP5J Rabbit Polyclonal antibody. Positive WB detected in human brain tissue, human heart tissue, mouse heart tissue, mouse liver tissue. Positive IHC detected in human osteosarcoma tissue. Observed molecular weight by Western-blot: 9 kDa

Preparation

This antibody was obtained by immunization of ATP5J recombinant protein (Accession Number: NM_001003697). Purification method: Antigen affinity purified.

Formulation

PBS with 0.02% sodium azide and 50% glycerol pH 7.3.

Storage

Store at -20°C. DO NOT ALIQUOT

Clonality

Polyclonal

Ig Type

Rabbit IgG

Applications

ELISA, WB, IHC


Dilutions

Recommended Dilution:

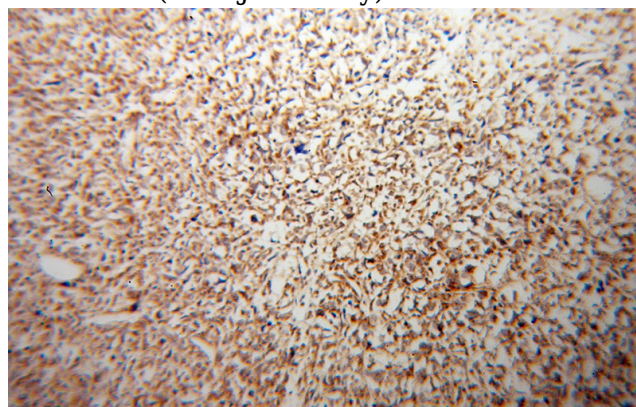
WB: 1:200-1:2000

IHC: 1:20-1:200

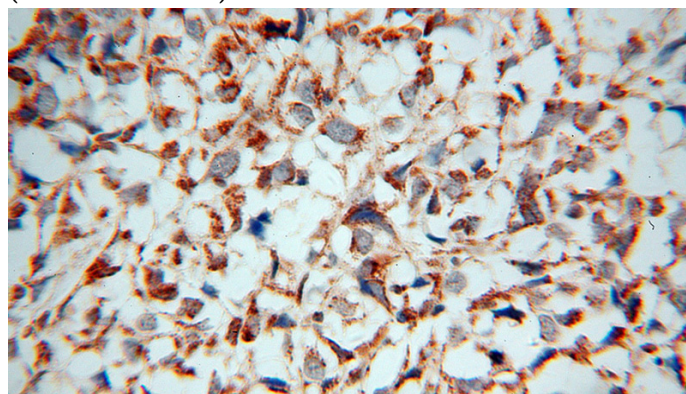
Validations



human brain tissue were subjected to SDS PAGE followed by western blot with Catalog No:108357(ATP5J antibody) at dilution of 1:800



Immunohistochemical of paraffin-embedded human osteosarcoma using Catalog No:108357(ATP5J antibody) at dilution of 1:100 (under 10x lens)



Immunohistochemical of paraffin-embedded human osteosarcoma using Catalog No:108357(ATP5J antibody) at dilution of 1:100

ATP5J antibody



Catalog Number: 108357

(under 40x lens)