

TEX12 antibody



Catalog Number: 115957

Product name

TEX12 antibody

Immunogen

[Human TEX12 Recombinant protein \(GST tag & His tag\)](#)

Specificity

Human, Mouse, Rat; other species not tested.

Antibody description

TEX12 Rabbit Polyclonal antibody. Positive IHC detected in human testis tissue, human brain tissue, human heart tissue, human kidney tissue, human liver tissue, human lung tissue, human ovary tissue, human placenta tissue, human spleen tissue. Positive WB detected in mouse testis tissue. Observed molecular weight by Western-blot: 14 kDa

Preparation

This antibody was obtained by immunization of TEX12 recombinant protein (Accession Number: NM_031275). Purification method: Antigen affinity purified.

Formulation

PBS with 0.02% sodium azide and 50% glycerol pH 7.3.

Storage

Store at -20°C. DO NOT ALIQUOT

Clonality

Polyclonal

Ig Type

Rabbit IgG

Applications

ELISA, IHC, WB


Dilutions

Recommended Dilution:

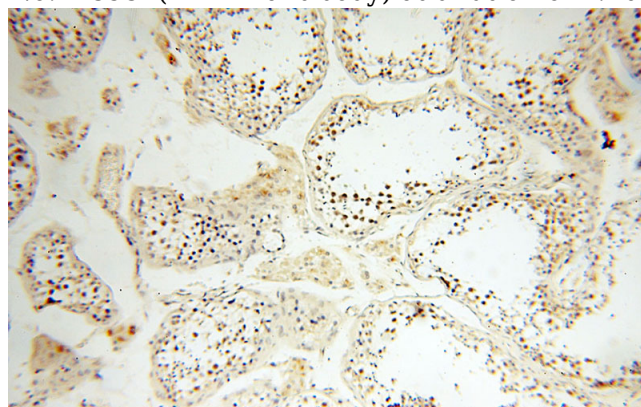
WB: 1:200-1:1000

IHC: 1:20-1:200

Validations



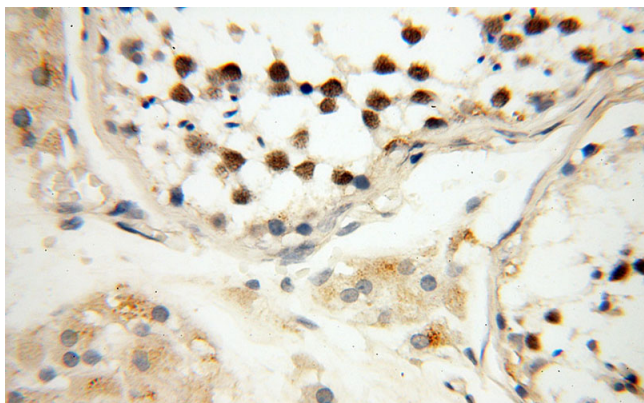
mouse testis tissue were subjected to SDS PAGE followed by western blot with Catalog No:115957(TEX12 antibody) at dilution of 1:400



Immunohistochemical of paraffin-embedded human testis using Catalog No:115957(TEX12 antibody) at dilution of 1:100 (under 10x lens)

TEX12 antibody

Catalog Number: 115957



Immunohistochemical of paraffin-embedded human testis using Catalog No:115957(TEX12 antibody) at dilution of 1:100 (under 40x lens)