

# THRSP antibody



Catalog Number: 116057

## Product name

THRSP antibody

## Immunogen

[Human THRSP Recombinant protein \(GST tag & His tag\)](#)

## Specificity

Human, Mouse, Rat; other species not tested.

## Antibody description

THRSP Rabbit Polyclonal antibody. Positive WB detected in mouse liver tissue, Transfected HEK-293 cells. Positive IF detected in MCF-7 cells. Positive IHC detected in human breast cancer tissue. Observed molecular weight by Western-blot: 20kd

## Preparation

This antibody was obtained by immunization of THRSP recombinant protein (Accession Number: NM\_003251). Purification method: Antigen affinity purified.

## Formulation

PBS with 0.1% sodium azide and 50% glycerol pH 7.3.

## Storage

Store at -20°C. DO NOT ALIQUOT

## Clonality

Polyclonal

## Ig Type

Rabbit IgG

## Applications

ELISA, IHC, IF, WB

## Dilutions


Recommended Dilution:

WB: 1:500-1:5000

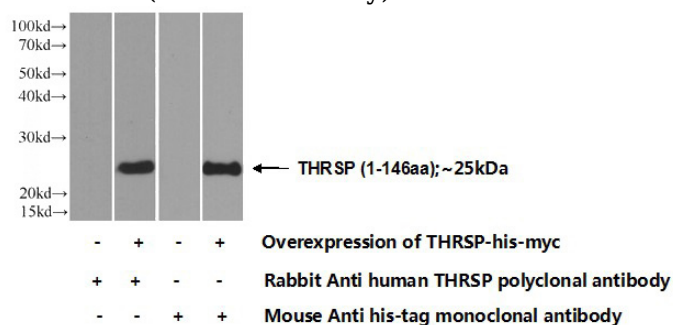
IHC: 1:20-1:200

IF: 1:10-1:100

## Validations



mouse liver tissue were subjected to SDS PAGE followed by western blot with Catalog No:116057(THRSP Antibody) at dilution of 1:1000

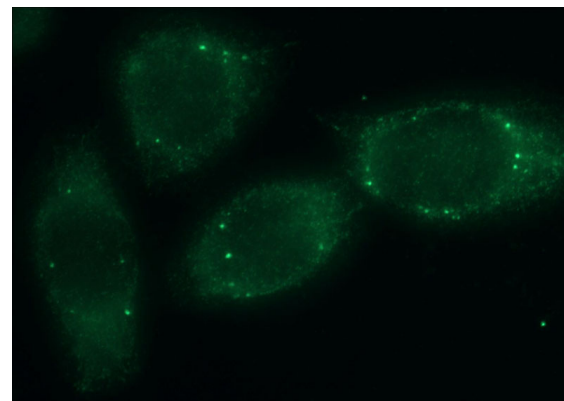
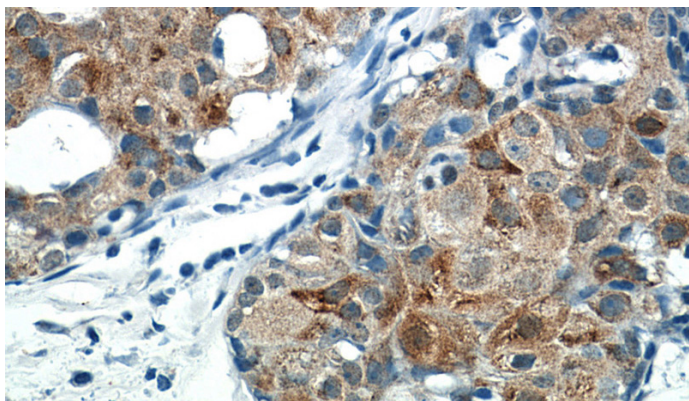


Transfected HEK-293 cells were subjected to SDS PAGE followed by western blot with Catalog No:116057(THRSP Antibody) at dilution of 1:700

# THRSP antibody

Catalog Number: 116057

---



Immunohistochemistry of paraffin-embedded human breast cancer tissue slide using Catalog No:116057(THRSP Antibody) at dilution of 1:50 (under 40x lens)

Immunofluorescent analysis of MCF-7 cells using Catalog No:116057(THRSP Antibody) at dilution of 1:25 and Alexa Fluor 488-conjugated AffiniPure Goat Anti-Rabbit IgG(H+L)