

RGS4 antibody



Catalog Number: 114647

Product name

RGS4 antibody

Immunogen

[Human RGS4 Recombinant protein \(GST tag & His tag\)](#)

Specificity

Human, Mouse, Rat; other species not tested.

Antibody description

RGS4 Rabbit Polyclonal antibody. Positive WB detected in mouse cerebellum tissue, mouse brain tissue, PC-12 cells. Positive IP detected in mouse brain tissue. Positive IF detected in HeLa cells. Observed molecular weight by Western-blot: 28 kDa

Preparation

This antibody was obtained by immunization of RGS4 recombinant protein (Accession Number: NM_005613). Purification method: Antigen affinity purified.

Formulation

PBS with 0.02% sodium azide and 50% glycerol pH 7.3.

Storage

Store at -20°C. DO NOT ALIQUOT

Clonality

Polyclonal

Ig Type

Rabbit IgG

Applications

ELISA, IF, IP, WB

Dilutions

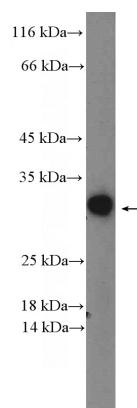
Recommended Dilution:

WB: 1:200-1:2000

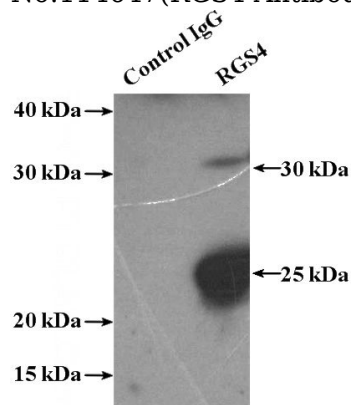
IP: 1:200-1:1000

IF: 1:20-1:200

Validations



mouse cerebellum tissue were subjected to SDS PAGE followed by western blot with Catalog No:114647(RGS4 Antibody) at dilution of 1:600

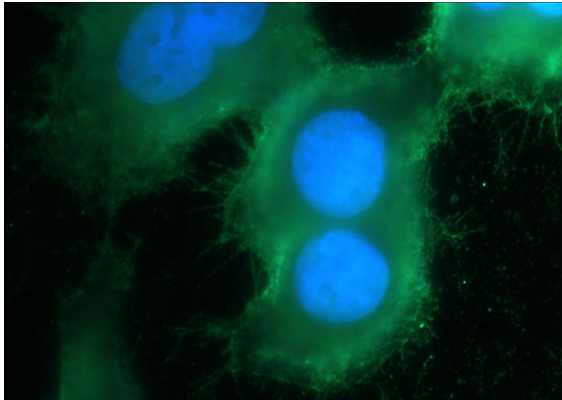


IP Result of anti-RGS4 (IP:Catalog No:114647, 4ug; Detection:Catalog No:114647 1:300) with mouse brain tissue lysate 4000ug.

RGS4 antibody



Catalog Number: 114647



Immunofluorescent analysis of HeLa cells using Catalog No:114647(RGS4 Antibody) at dilution of 1:50 and Alexa Fluor 488-conjugated AffiniPure Goat Anti-Rabbit IgG(H+L)