

FADD antibody



Catalog Number: 110447

Product name

FADD antibody

Immunogen

[Human FADD Recombinant protein \(GST tag & His tag\)](#)

Specificity

Human, Mouse, Rat; other species not tested.

Antibody description

FADD Rabbit Polyclonal antibody. Positive IHC detected in human lung cancer tissue. Positive IF detected in HT-1080 cells. Positive IP detected in A549 cells. Positive WB detected in HT-1080 cells, mouse pancreas tissue. Observed molecular weight by Western-blot: 23 kDa

Preparation

This antibody was obtained by immunization of FADD recombinant protein (Accession Number: NM_003824). Purification method: Antigen affinity purified.

Formulation

PBS with 0.02% sodium azide and 50% glycerol pH 7.3.

Storage

Store at -20°C. DO NOT ALIQUOT

Clonality

Polyclonal

Ig Type

Rabbit IgG

Applications

ELISA, IHC, WB, IP, IF

Dilutions

Recommended Dilution:

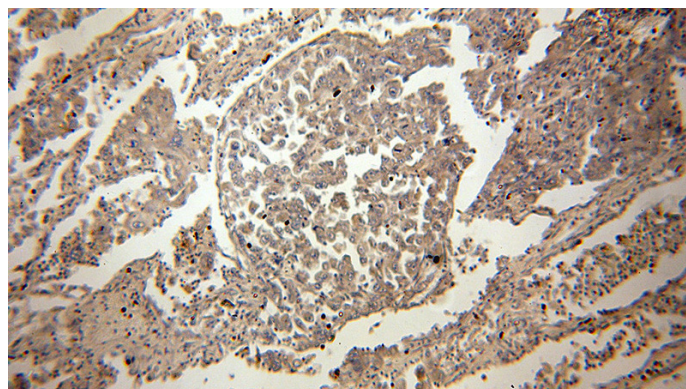
WB: 1:200-1:1000

IP: 1:200-1:1000

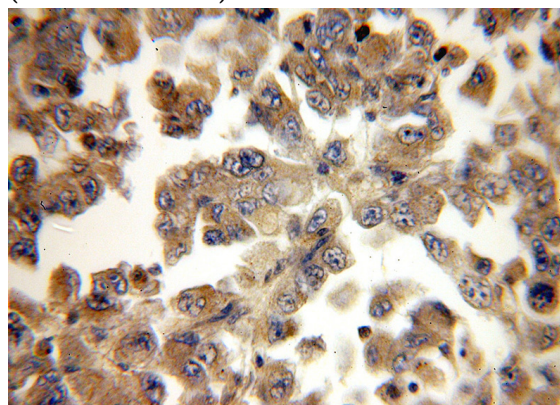
IHC: 1:20-1:200

IF: 1:20-1:200

Validations



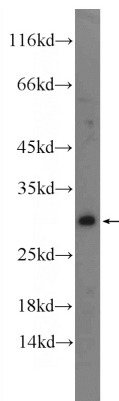
Immunohistochemical of paraffin-embedded human lung cancer using Catalog No:110447(FADD antibody) at dilution of 1:50 (under 10x lens)



Immunohistochemical of paraffin-embedded human lung cancer using Catalog No:110447(FADD antibody) at dilution of 1:50

FADD antibody

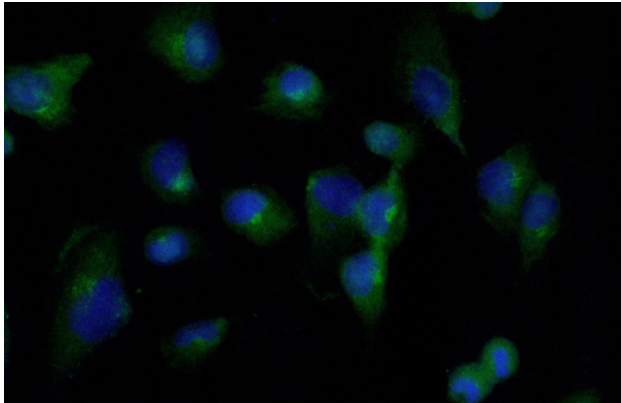
Catalog Number: 110447



(under 40x lens)

HT-1080 cells were subjected to SDS PAGE followed by western blot with Catalog No:110447(FADD Antibody) at dilution of 1:300

IP Result of anti-FADD (IP:Catalog No:110447, 4ug; Detection:Catalog No:110447 1:300) with A549 cells lysate 3040ug.



Immunofluorescent analysis of (-20oc Ethanol) fixed HT-1080 cells using Catalog No:110447(FADD Antibody) at dilution of 1:50 and Alexa Fluor 488-conjugated AffiniPure Goat Anti-Rabbit IgG(H+L)

