

Aquaporin 4 antibody



Catalog Number: 108047

Product name

Aquaporin 4 antibody

Immunogen

[Human AQP4 Recombinant protein \(GST tag & His tag\)](#)

Specificity

Human, Mouse, Rat; other species not tested.

Antibody description

Aquaporin 4 Rabbit Polyclonal antibody. Positive IHC detected in human brain tissue, human kidney tissue, mouse heart tissue. Positive WB detected in mouse heart tissue, mouse brain tissue, mouse kidney tissue, rat brain tissue, SKOV-3 cells. Positive IP detected in mouse heart tissue. Observed molecular weight by Western-blot: 35-37, 32-34 kDa

Preparation

This antibody was obtained by immunization of Aquaporin 4 recombinant protein (Accession Number: NM_001650). Purification method: Antigen affinity purified.

Formulation

PBS with 0.1% sodium azide and 50% glycerol pH 7.3.

Storage

Store at -20°C. DO NOT ALIQUOT

Clonality

Polyclonal

Ig Type

Rabbit IgG

Applications

ELISA, IHC, WB, IP

Dilutions


Recommended Dilution:

WB: 1:500-1:5000

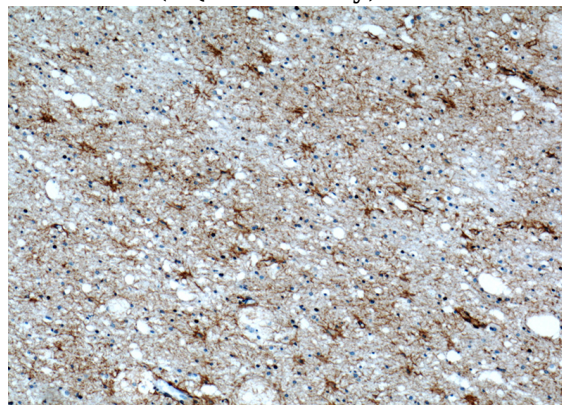
IP: 1:200-1:1000

IHC: 1:20-1:200

Validations



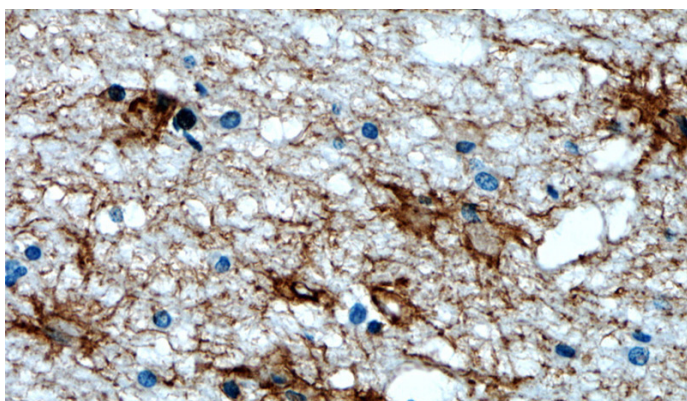
mouse heart tissue were subjected to SDS PAGE followed by western blot with Catalog No:108047(AQP4 antibody) at dilution of 1:1000




Immunohistochemical of paraffin-embedded human brain using Catalog No:108047(AQP4 antibody) at dilution of 1:50 (under 10x lens)

Aquaporin 4 antibody

Catalog Number: 108047



Immunohistochemical of paraffin-embedded human brain using Catalog No:108047(AQP4 antibody) at dilution of 1:50 (under 40x lens)



IP Result of anti-AQP4 (IP:Catalog No:108047, 4ug; Detection:Catalog No:108047 1:300) with mouse heart tissue lysate 4000ug.