

RAB39 antibody



Catalog Number: 114437

Product name

RAB39 antibody

Immunogen

[Human RAB39 Recombinant protein \(GST tag & His tag\)](#)

Specificity

Human, Mouse, Rat; other species not tested.

Antibody description

RAB39 Rabbit Polyclonal antibody. Positive IHC detected in human gliomas tissue, human brain tissue. Positive WB detected in human brain tissue, mouse brain tissue. Positive IP detected in mouse brain tissue. Observed molecular weight by Western-blot: 25 kDa

Preparation

This antibody was obtained by immunization of RAB39 recombinant protein (Accession Number: NM_017516). Purification method: Antigen affinity purified.

Formulation

PBS with 0.02% sodium azide and 50% glycerol pH 7.3.

Storage

Store at -20°C. DO NOT ALIQUOT

Clonality

Polyclonal

Ig Type

Rabbit IgG

Applications

ELISA, WB, IHC, IP

Dilutions


Recommended Dilution:

WB: 1:500-1:5000

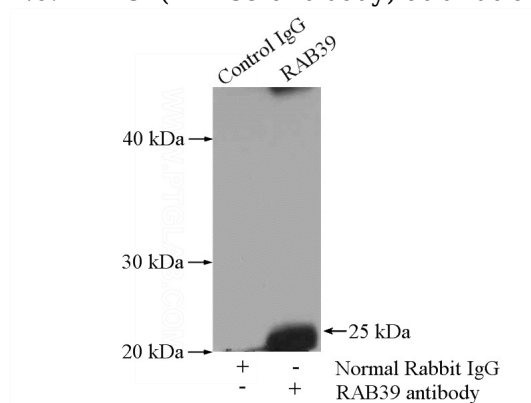
IP: 1:200-1:2000

IHC: 1:20-1:200

Validations



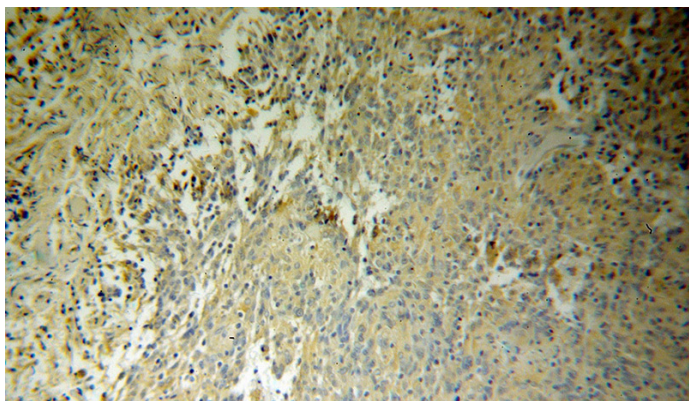
human brain tissue were subjected to SDS PAGE followed by western blot with Catalog No:114437(RAB39 antibody) at dilution of 1:500



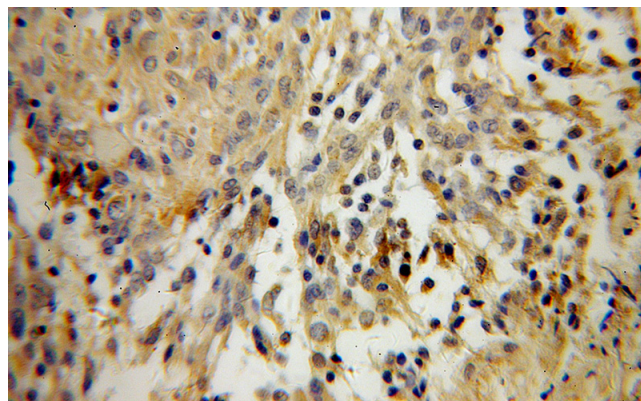
IP Result of anti-RAB39 (IP:Catalog No:114437, 4ug; Detection:Catalog No:114437 1:500) with mouse brain tissue lysate 4000ug.

RAB39 antibody

Catalog Number: 114437



Immunohistochemical of paraffin-embedded human gliomas using Catalog No:114437(RAB39 antibody) at dilution of 1:100 (under 10x lens)



Immunohistochemical of paraffin-embedded human gliomas using Catalog No:114437(RAB39 antibody) at dilution of 1:100 (under 40x lens)