

Neurofascin antibody



Catalog Number: 113127

Product name

Neurofascin antibody

Specificity

Human; other species not tested.

Antibody description

Neurofascin Rabbit Polyclonal antibody. Positive WB detected in rat brain tissue. Positive IHC detected in human brain tissue. Observed molecular weight by Western-blot: 186 kDa

Preparation

This antibody was obtained by immunization of Neurofascin recombinant protein (Accession Number: NM_015090). Purification method: Antigen affinity purified.

Formulation

PBS with 0.1% sodium azide and 50% glycerol pH 7.3.

Storage

Store at -20°C. DO NOT ALIQUOT

Clonality

Polyclonal

Ig Type

Rabbit IgG

Applications

ELISA, IHC, WB


Dilutions

Recommended Dilution:

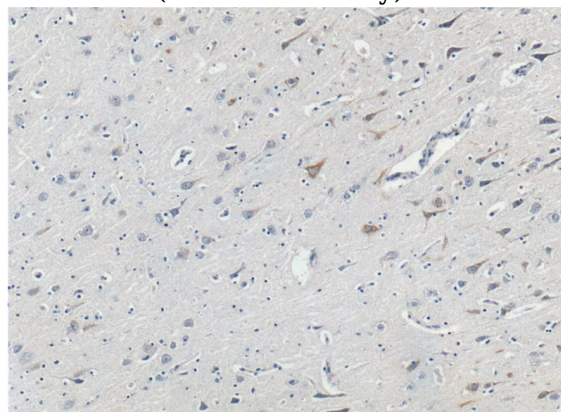
WB: 1:200-1:1000

IHC: 1:20-1:200

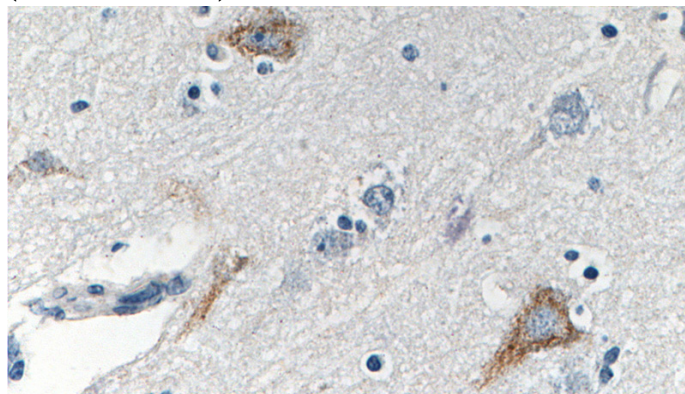
Validations



rat brain tissue were subjected to SDS PAGE followed by western blot with Catalog No:113127(NFASC Antibody) at dilution of 1:300



Immunohistochemistry of paraffin-embedded human brain tissue slide using Catalog No:113127(NFASC Antibody) at dilution of 1:200 (under 10x lens).



Immunohistochemistry of paraffin-embedded human brain tissue slide using Catalog No:113127(NFASC Antibody) at dilution of 1:200 (under 40x lens).