

# CALML4 antibody



Catalog Number: 108827

## Product name

CALML4 antibody

## Immunogen

[Human CALML4 Recombinant protein \(GST tag & His tag\)](#)

## Specificity

Human, Mouse, Rat; other species not tested.

## Antibody description

CALML4 Rabbit Polyclonal antibody. Positive WB detected in human colon tissue, mouse thymus tissue. Positive IP detected in mouse thymus tissue. Positive IF detected in HepG2 cells. Observed molecular weight by Western-blot: 22-25 kDa

## Preparation

This antibody was obtained by immunization of CALML4 recombinant protein (Accession Number: BC009516). Purification method: Antigen affinity purified.

## Formulation

PBS with 0.02% sodium azide and 50% glycerol pH 7.3.

## Storage

Store at -20°C. DO NOT ALIQUOT

## Clonality

Polyclonal

## Ig Type

Rabbit IgG

## Applications

ELISA, WB, IF, IP

## Dilutions


Recommended Dilution:

WB: 1:200-1:2000

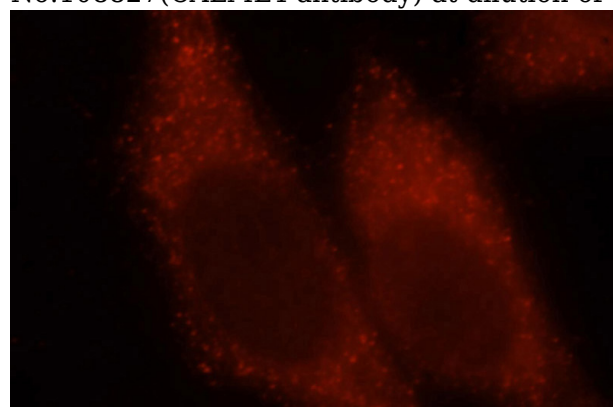
IP: 1:200-1:1000

IF: 1:10-1:100

## Validations



human colon tissue were subjected to SDS PAGE followed by western blot with Catalog No:108827(CALML4 antibody) at dilution of 1:300

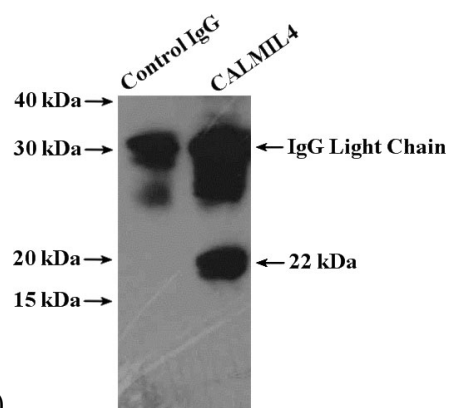


Immunofluorescent analysis of HepG2 cells, using CALML4 antibody Catalog No:108827 at 1:25 dilution and Rhodamine-labeled goat anti-rabbit

# CALML4 antibody

Catalog Number: 108827

---



IP Result of anti-CALML4 (IP:Catalog No:108827, 4ug; Detection:Catalog No:108827 1:300) with mouse thymus tissue lysate 2800ug.

IgG (red).