

Anti-Ku70 (1D3) Mouse antibody



Catalog Number: 168427

Product name

Anti-Ku70 (1D3) Mouse antibody

Specificity

Human

Antibody description

Ku70 (1D3) Mouse monoclonal antibody

Preparation

Antigen: Purified recombinant fragment of human XRCC6 (AA: 6-214) expressed in E. Coli.

Formulation

Purified antibody in PBS with 0.05% sodium azide.

Storage

Store at 4°C short term. Store at -20°C long term. Avoid freeze / thaw cycle.

Clonality

Monoclonal

Ig Type

Mouse IgG1

Applications

WB, ICC/IF, FC

Dilutions

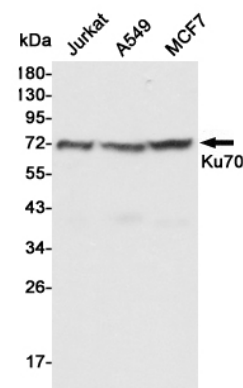
WB: 1/500 - 1/2000

ICC: 1/200 - 1/1000

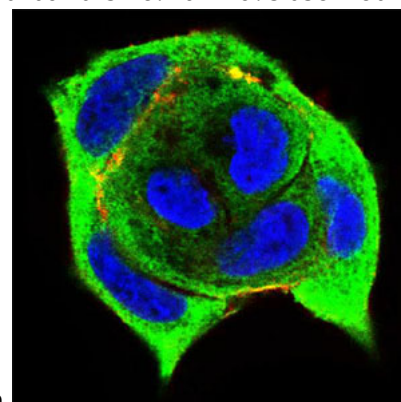
FC: 1/200 - 1/400

ELISA: 1/10000

Validations

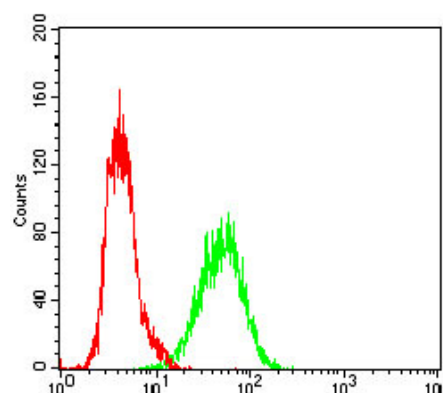


Western blot detection of Ku70 in Jurkat, A549 and MCF7 cell lysates using Ku70 mouse mAb (1:1000 diluted). Predicted band size: 70KDa. Observed



band size: 70KDa.

Immunofluorescence analysis of MCF-7 cells using Ku70 mouse mAb (green). Blue



Flow cytometric analysis of A431 cells using Ku70 mouse mAb (green) and negative control (red).