

PERK antibody



Catalog Number: 113717

Product name

PERK antibody

IHC: 1:20-1:200

IF: 1:20-1:200

Specificity

Human; other species not tested.

Antibody description

PERK Rabbit Polyclonal antibody. Positive WB detected in HepG2 cells. Positive IHC detected in human pancreas tissue, human placenta tissue. Positive IF detected in HepG2 cells. Observed molecular weight by Western-blot: 125 kDa, 140 kDa

Preparation

This antibody was obtained by immunization of PERK recombinant protein (Accession Number: NM_004836). Purification method: Antigen affinity purified.

Formulation

PBS with 0.1% sodium azide and 50% glycerol pH 7.3.

Storage

Store at -20°C. DO NOT ALIQUOT

Clonality

Polyclonal

Ig Type

Rabbit IgG

Applications

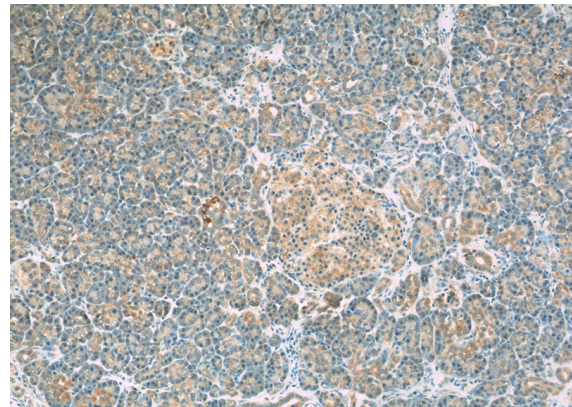
ELISA, IHC, IF, WB

Dilutions

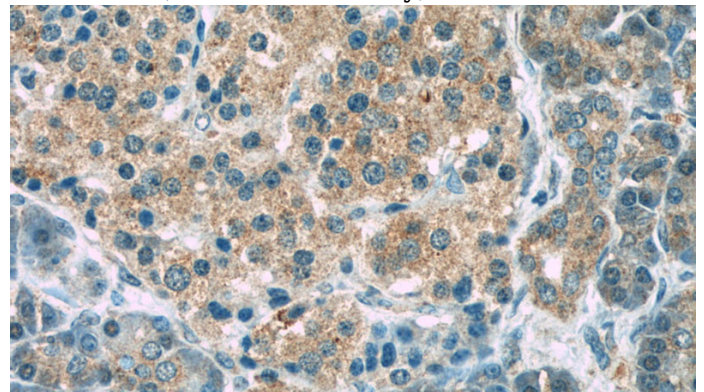
Recommended Dilution:

WB: 1:200-1:1000


Validations



Immunohistochemistry of paraffin-embedded human pancreas slide using Catalog No:113717(EIF2AK3 Antibody) at dilution of 1:50



Immunohistochemistry of paraffin-embedded human pancreas slide using Catalog No:113717(EIF2AK3 Antibody) at dilution of 1:50



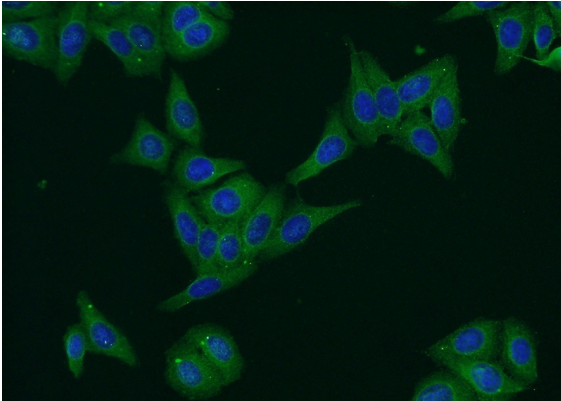
HepG2 cells were subjected to SDS PAGE followed by western blot with Catalog No:113717(EIF2AK3

PERK antibody



Catalog Number: 113717

Antibody) at dilution of 1:300



Immunofluorescent analysis of HepG2 cells using Catalog No:113717(EIF2AK3 Antibody) at dilution of 1:50 and Alexa Fluor 488-conjugated AffiniPure Goat Anti-Rabbit IgG(H+L)