

GSNOR,ADH5 antibody



Catalog Number: 107307

Product name

GSNOR,ADH5 antibody

Immunogen

[Human GSNOR,ADH5 Recombinant protein \(His tag\)](#)

Specificity

Human; other species not tested.

Antibody description

GSNOR,ADH5 Mouse Monoclonal antibody. Positive IHC detected in human pancreas cancer tissue, human testis tissue. Positive IF detected in HepG2 cells. Positive WB detected in fetal human brain tissue, human testis tissue. Observed molecular weight by Western-blot: 40 kDa

Preparation

This antibody was obtained by immunization of GSNOR,ADH5 recombinant protein (Accession Number: NM_000671). Purification method: Protein G purified.

Formulation

PBS with 0.02% sodium azide and 50% glycerol pH 7.3.

Storage

Store at -20°C. DO NOT ALIQUOT

Clonality

Monoclonal

Ig Type

Mouse IgG1

Applications

ELISA, IHC, IF, WB

Dilutions

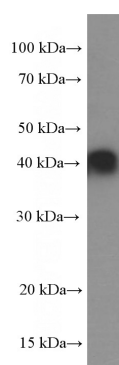
Recommended Dilution:

WB: 1:1000-1:10000

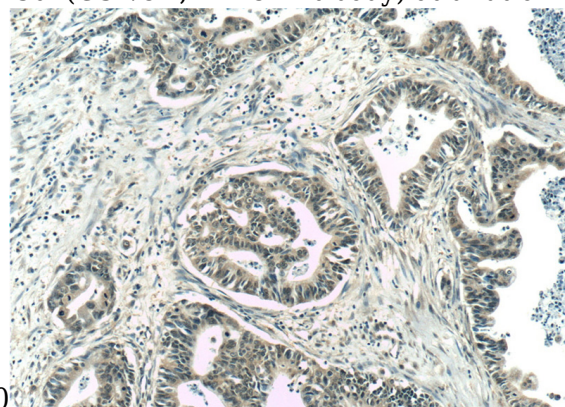
IHC: 1:20-1:200

IF: 1:20-1:200

Validations



fetal human brain tissue were subjected to SDS PAGE followed by western blot with Catalog No:107307(GSNOR,ADH5 Antibody) at dilution of

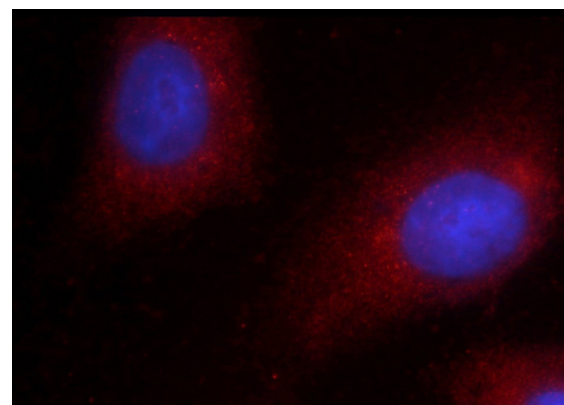
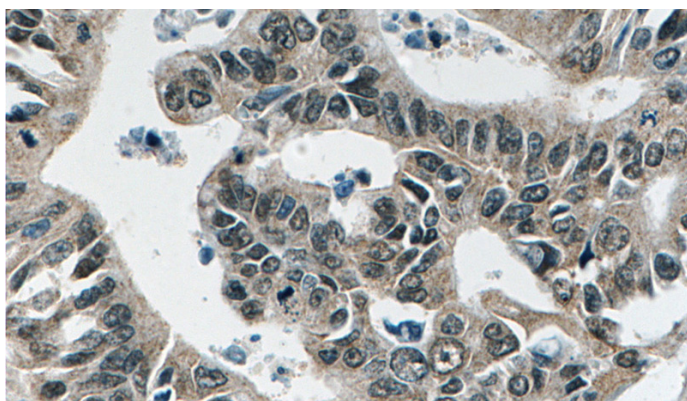


Immunohistochemistry of paraffin-embedded human pancreas cancer tissue slide using Catalog No:107307(GSNOR,ADH5 Antibody) at dilution of 1:50 (under 10x lens)

GSNOR,ADH5 antibody



Catalog Number: 107307



Immunohistochemistry of paraffin-embedded human pancreas cancer tissue slide using Catalog No:107307(GSNOR,ADH5 Antibody) at dilution of 1:50 (under 40x lens)

Immunofluorescent analysis of HepG2 cells using Catalog No:107307(GSNOR,ADH5 Antibody) at dilution of 1:50 and Rhodamine-Goat anti-Mouse IgG