

# UBC13 antibody

Catalog Number: 116507

## Product name

UBC13 antibody

## Immunogen

[Human UBE2N Recombinant protein \(GST tag\)](#)

## Specificity

Human, Mouse, Rat; other species not tested.

## Antibody description

UBC13 Rabbit Polyclonal antibody. Positive IHC detected in human breast cancer tissue. Positive WB detected in mouse thymus tissue, human heart tissue, Jurkat cells, mouse small intestine tissue. Positive IP detected in MCF-7 cells. Observed molecular weight by Western-blot: 17 kDa

## Preparation

This antibody was obtained by immunization of UBC13 recombinant protein (Accession Number: NM\_003348). Purification method: Antigen affinity purified.

## Formulation

PBS with 0.1% sodium azide and 50% glycerol pH 7.3.

## Storage

Store at -20°C. DO NOT ALIQUOT

## Clonality

Polyclonal

## Ig Type

Rabbit IgG

## Applications

ELISA, WB, IHC, IP

## Dilutions


Recommended Dilution:

WB: 1:500-1:5000

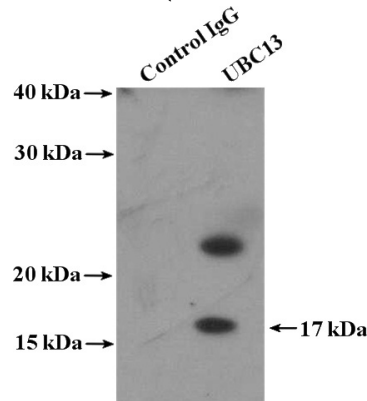
IP: 1:200-1:2000

IHC: 1:20-1:200

## Validations



mouse thymus tissue were subjected to SDS PAGE followed by western blot with Catalog No:116507(UBE2N antibody) at dilution of 1:1000

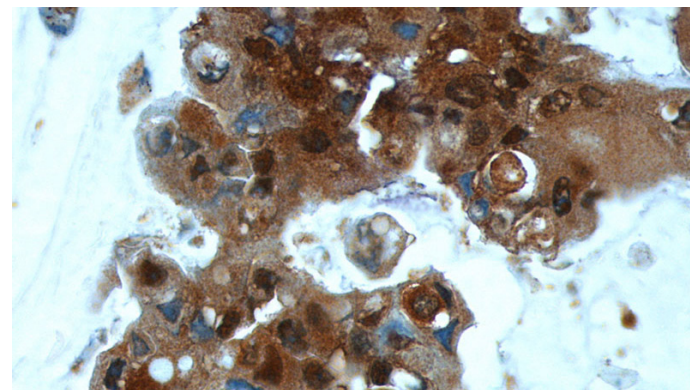
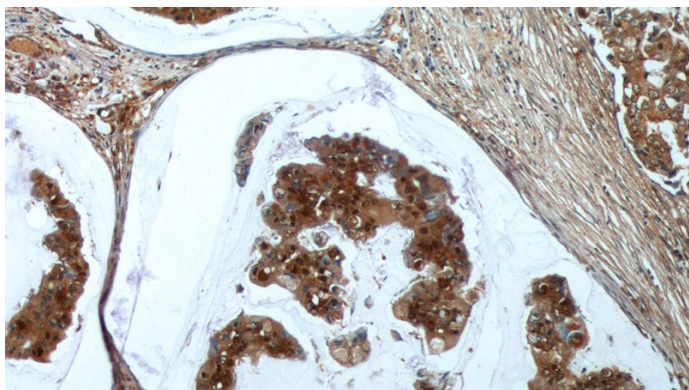


IP Result of anti-UBE2N (IP:Catalog No:116507, 4ug; Detection:Catalog No:116507 1:600) with MCF-7 cells lysate 1280ug.

# UBC13 antibody

Catalog Number: 116507

---



Immunohistochemistry of paraffin-embedded human breast cancer tissue slide using Catalog No:116507(UBE2N Antibody) at dilution of 1:200 (under 10x lens)

Immunohistochemistry of paraffin-embedded human breast cancer tissue slide using Catalog No:116507(UBE2N Antibody) at dilution of 1:200 (under 40x lens)