

GABRA1 antibody

Catalog Number: 110807

Product name

GABRA1 antibody

Specificity

Human, Mouse, Rat; other species not tested.

Antibody description

GABRA1 Rabbit Polyclonal antibody. Positive WB detected in mouse brain tissue, human brain tissue, mouse cerebellum tissue, rat brain tissue. Positive IP detected in mouse brain tissue. Positive FC detected in SH-SY5Y cells. Observed molecular weight by Western-blot: 52 kDa

Preparation

This antibody was obtained by immunization of GABRA1 recombinant protein (Accession Number: NM_001127644). Purification method: Antigen affinity purified.

Formulation

PBS with 0.1% sodium azide and 50% glycerol pH 7.3.

Storage

Store at -20°C. DO NOT ALIQUOT

Clonality

Polyclonal

Ig Type

Rabbit IgG

Applications

ELISA, WB, IP, FC

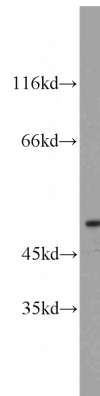
Dilutions

Recommended Dilution:

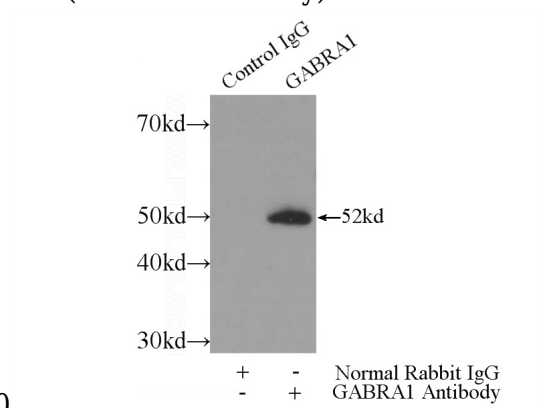
WB: 1:500-1:5000

IP: 1:200-1:1000

Validations

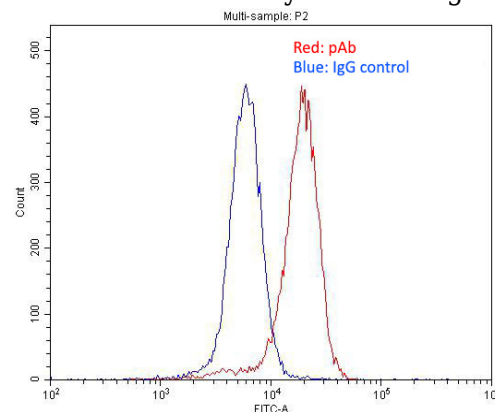


mouse brain tissue were subjected to SDS PAGE followed by western blot with Catalog No:110807(GABRA1 antibody) at dilution of



1:1000

IP Result of anti-GABRA1 (IP:Catalog No:110807, 3ug; Detection:Catalog No:110807 1:400) with mouse brain tissue lysate 3600ug.



1X10⁶ SH-SY5Y cells were stained with 0.2ug GABRA1 antibody (Catalog No:110807, red) and control antibody (blue). Fixed with 4% PFA

GABRA1 antibody



Catalog Number: 110807

blocked with 3% BSA (30 min). Alexa Fluor 488-

conjugated AffiniPure Goat Anti-Rabbit IgG(H+L)
with dilution 1:1500.