

# Anti-Fabp3 antibody



Catalog Number: 176569

## Product name

Anti-Fabp3 antibody

## Specificity

Human, Mouse, Rat

## Antibody description

Rabbit monoclonal antibody to Fabp3

## Preparation

This antigen of this antibody was recombinant protein

## Formulation

Liquid, 1\*TBS (pH7.4), 0.05% BSA, 40% Glycerol.  
Preservative: 0.05% Sodium Azide.

## Storage

Store at +4°C after thawing. Aliquot store at -20°C or -80°C. Avoid repeated freeze / thaw cycles.

## Clonality

Monoclonal

## Ig Type

IgG

## Applications

WB, IHC-P

## Dilutions

WB: 1:2,000-1:5,000

IHC-P: 1:50-1:200

## Validations




Fig1: Western blot analysis of Cardiac FABP3 on rat heart tissue lysate using anti- Cardiac FABP3 antibody at 1/500 dilution.

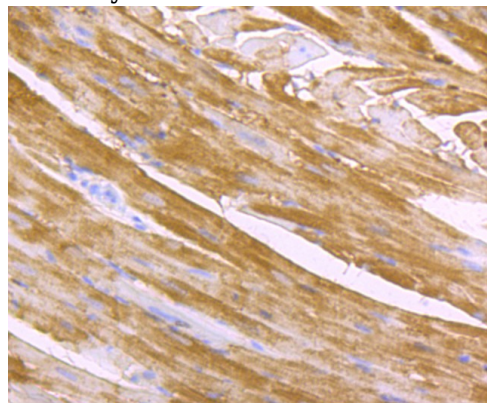


Fig2: Immunohistochemical analysis of paraffin-embedded rat heart tissue using anti- Cardiac FABP3 antibody. Counter stained with hematoxylin.

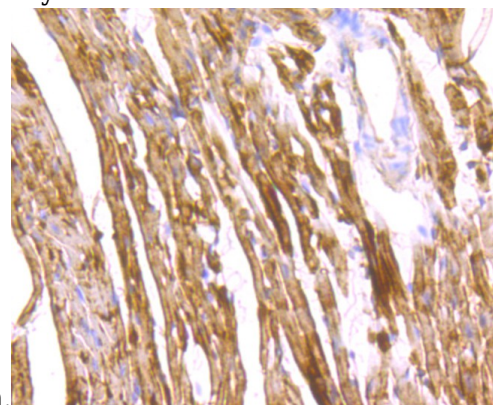


Fig3: Immunohistochemical analysis of paraffin-embedded mouse heart tissue using anti- Cardiac FABP3 antibody. Counter stained with hematoxylin.