

# Anti-IL13 antibody



Catalog Number: 175514

## Product name

Anti-IL13 antibody

## Specificity

Human, Mouse, Rat, Dog, Pig, Cow, Sheep

## Antibody description

Rabbit polyclonal antibody to IL13

## Preparation

This antigen of this antibody was klh conjugated synthetic peptide derived from mouse il-13 45-56/131(mo)

## Formulation

Liquid, 0.01M TBS(pH7.4) with 1% BSA, 0.03% Proclin300 and 50% Glycerol.

## Storage

Store at -20°C for one year. Avoid repeated freeze/thaw cycles. The lyophilized antibody is stable at room temperature for at least one month and for greater than a year when kept at -20°C. When reconstituted in sterile pH 7.4 0.01M PBS or diluent of antibody the antibody is stable for at least two weeks at 2-4°C.

## Clonality

Polyclonal

## Ig Type

IgG

## Applications

WB, IHC-P

## Dilutions

WB:1:500-2000

IHC-P:1:400-800

## Validations

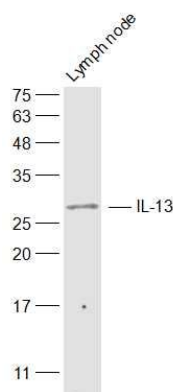
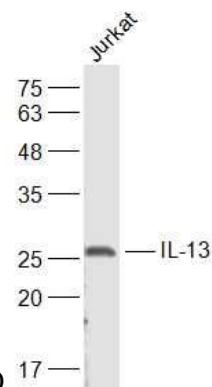
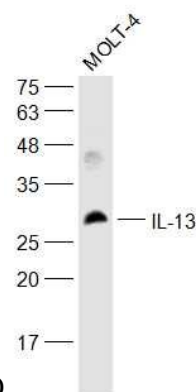


Fig1: Sample:; Lymph node (Mouse) Lysate at 40 ug; Primary: Anti-IL-13 at 1/500 dilution; Secondary: IRDye800CW Goat Anti-Rabbit IgG at 1/20000 dilution; Predicted band size: 12 kD;



Observed band size: 32 kD

Fig2: Sample:; Jurkat(Human) Cell Lysate at 30 ug; Primary: Anti-IL-13 at 1/500 dilution; Secondary: IRDye800CW Goat Anti-Rabbit IgG at 1/20000 dilution; Predicted band size: 12 kD;



Observed band size: 27 kD

Fig3: Sample:; Molt-4(Human) Cell Lysate at 30 ug; Primary: Anti-IL-13 at 1/500 dilution; Secondary: IRDye800CW Goat Anti-Rabbit IgG at

# Anti-IL13 antibody



Catalog Number: 175514

---

1/20000 dilution; Predicted band size: 12 kD;  
Observed band size: 32 kD

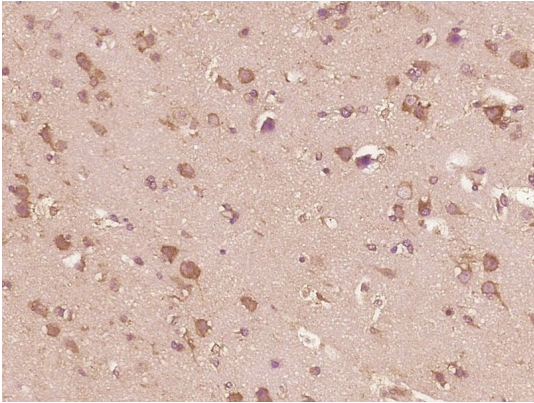


Fig4: Paraformaldehyde-fixed, paraffin embedded (Human brain glioma); Antigen retrieval by boiling in sodium citrate buffer (pH6.0) for 15min; Block endogenous peroxidase by 3% hydrogen peroxide for 20 minutes; Blocking buffer (normal goat serum) at 37°C for 30min; Antibody incubation with (IL-13) Polyclonal Antibody, Unconjugated at 1:400 overnight at 4°C, followed by operating according to SP Kit(Rabbit) (sp-0023) instructions and DAB staining.