

# Anti-Cyclin A2 Mouse antibody



Catalog Number: 168554

## Product name

Anti-Cyclin A2 Mouse antibody

## Specificity

Human

## Antibody description

Cyclin A2 Mouse monoclonal antibody

## Preparation

Antigen: Purified recombinant fragment of human CCNA2 (AA: 105-233) expressed in E. Coli.

## Formulation

Purified antibody in PBS with 0.05% sodium azide.

## Storage

Store at 4°C short term. Store at -20°C long term. Avoid freeze / thaw cycle.

## Clonality

Monoclonal

## Applications

WB, IHC-P, FC

## Dilutions

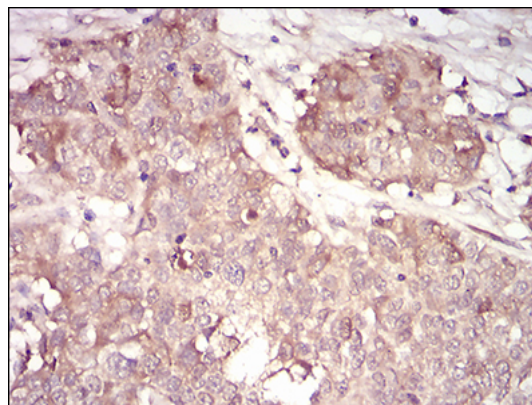
WB: 1/500 - 1/2000

IHC: 1/200 - 1/1000

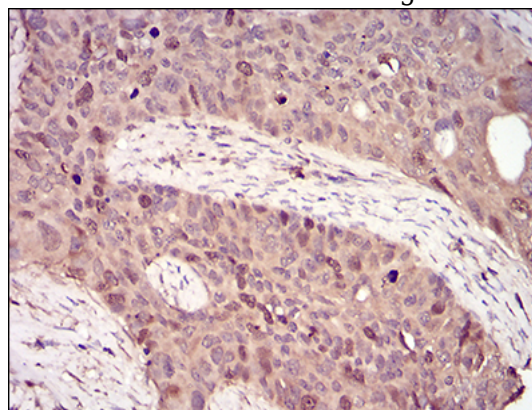
FC: 1/200 - 1/400

ELISA: 1/10000

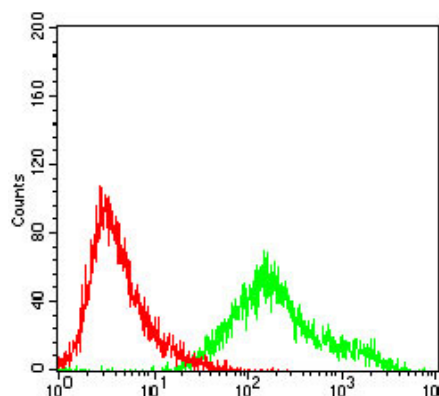
## Validations



Immunohistochemical analysis of paraffin-embedded bladder cancer tissues using CCNA2 mouse mAb with DAB staining.



Immunohistochemical analysis of paraffin-embedded cervical cancer tissues using CCNA2 mouse mAb with DAB staining.



Flow cytometric analysis of A431 cells using CCNA2 mouse mAb (green) and negative control (red).

# Anti-Cyclin A2 Mouse antibody



Catalog Number: 168554

---

Western blot detection of Cyclin A2 in Jurkat cell lysates using Cyclin A2 mouse mAb (1:1000 diluted). Predicted band size: 50KDa. Observed band size: 50KDa.

