

# Anti-Estrogen Receptor alpha (1G4) Mouse antibody



Catalog Number: 168543

## Product name

Anti-Estrogen Receptor alpha (1G4) Mouse antibody

ICC: 1/200 - 1/1000

ELISA: 1/10000

## Validations

## Specificity

Human

## Antibody description

Estrogen Receptor alpha (1G4) Mouse monoclonal antibody

## Preparation

Antigen: Purified recombinant fragment of human ESR1 expressed in E. Coli.

## Formulation

Ascitic fluid containing 0.03% sodium azide.

## Storage

Store at 4°C short term. Store at -20°C long term. Avoid freeze / thaw cycle.

## Clonality

Monoclonal

## Ig Type

Mouse IgG1

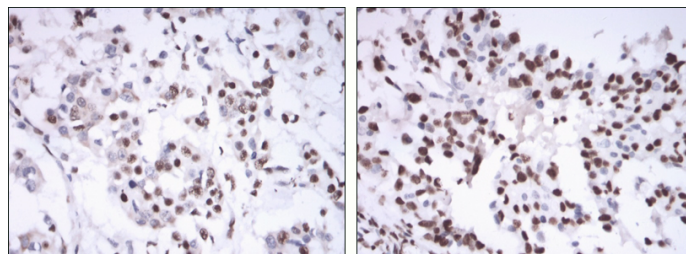
## Applications

WB, IHC-P, ICC/IF

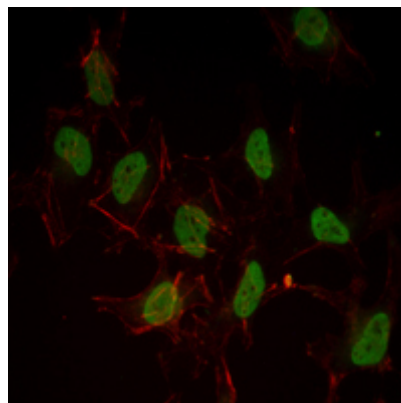
## Dilutions

WB: 1/500 - 1/2000

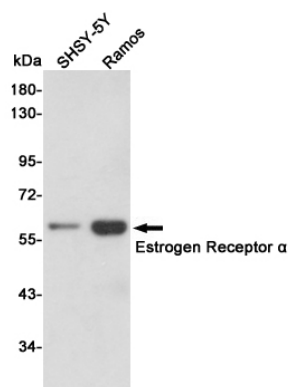
IHC: 1/200 - 1/1000



Immunohistochemical analysis of paraffin-embedded mammary cancer tissues using ESR1 mouse mAb with DAB staining.



Immunofluorescence analysis of HeLa cells using ESR1 mouse mAb (green). Red



Western blot analysis of extracts from SHSY-5Y and Ramos cell lysates using Estrogen Receptor  $\alpha$  mouse mAb (1:500 diluted). Predicted band size: 66 kDa. Observed band size: 66 kDa.