

# Anti-HDAC4 (4A3) Mouse antibody



Catalog Number: 168400

## Product name

Anti-HDAC4 (4A3) Mouse antibody

## Specificity

Human, Mouse, Rat, Monkey

## Antibody description

HDAC4 (4A3) Mouse monoclonal antibody

## Preparation

Antigen: Purified recombinant human HDAC4 protein fragments expressed in E.coli

## Formulation

Purified mouse monoclonal in buffer containing 0.1M Tris-Glycine (pH 7.4 150 mM NaCl) with 0.02% sodium azide 50% glycerol

## Storage

Store at 4°C short term. Store at -20°C long term. Avoid freeze / thaw cycle.

## Clonality

Monoclonal

## Ig Type

IgG2a

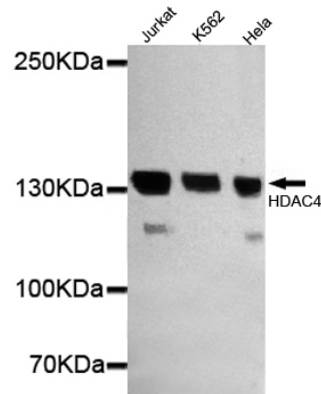
## Applications

WB, IP

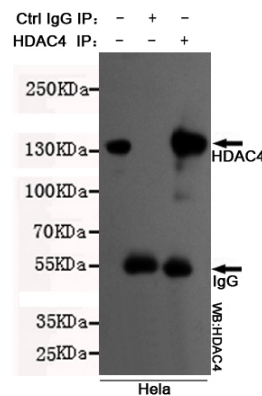
## Dilutions

WB: 1/1000

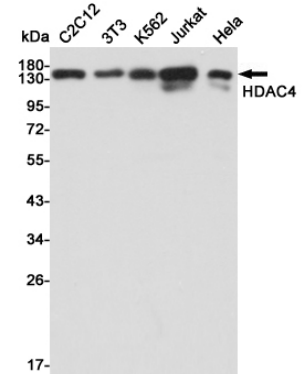
## Validations



Western blot detection of HDAC4 in Jurkat, HeLa and K562 cell lysates using HDAC4 mouse mAb (1:1000 diluted). Predicted band size: 140KDa. Observed band size: 140KDa.



Immunoprecipitation analysis of HeLa cell lysates



using HDAC4 mouse mAb.

Western blot detection of HDAC4 in C2C12, 3T3, K562, Jurkat and HeLa cell lysates using HDAC4 mouse mAb (dilution 1:1000). Predicted band size: 140kDa. Observed band size: 140kDa.