

# Anti-ASS1 (2C8) Mouse antibody

Catalog Number: 168293

## Product name

Anti-ASS1 (2C8) Mouse antibody

## Specificity

Human, Mouse, Rat, Monkey

## Antibody description

ASS1 (2C8) Mouse monoclonal antibody

## Preparation

Antigen: Purified recombinant fragment of human ASS1 expressed in E. Coli.

## Formulation

Purified antibody in PBS with 0.05% sodium azide

## Storage

Store at 4°C short term. Store at -20°C long term. Avoid freeze / thaw cycle.

## Clonality

Monoclonal

## Ig Type

Mouse IgG1

## Applications

WB, ICC/IF, FC

## Dilutions

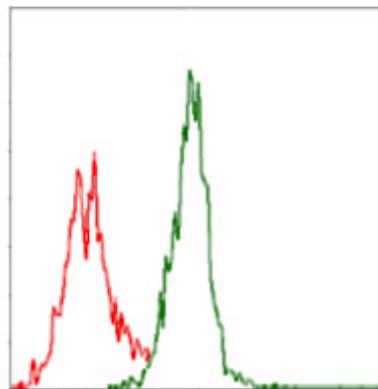
WB: 1/500 - 1/2000

ICC: 1/200 - 1/1000

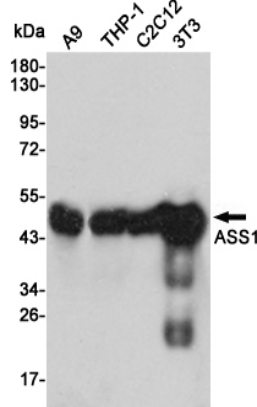
FC: 1/200 - 1/400

ELISA: 1/10000

## Validations

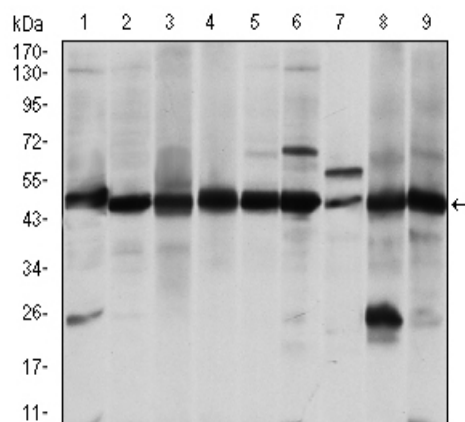


Flow cytometric analysis of Jurkat cells using ASS1 mouse mAb (green) and negative control



(red).

Western blot analysis of extracts from A9, THP-1, C2C12 and 3T3 cell lysates using ASS1 mouse mAb (1:1000 diluted). Predicted band size: 47 kDa. Observed band size: 47 kDa.



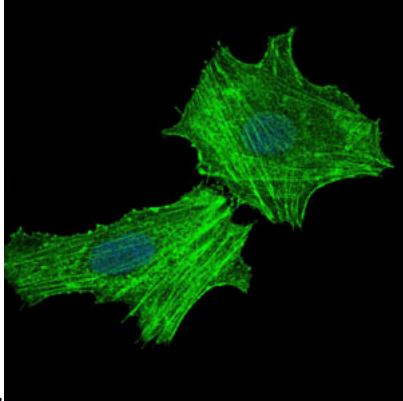
Western blot analysis using ASS1 mouse mAb against A431 (1), RAJI (2), L1210 (3), MOLT4 (4), Jurkat (5), A549 (6), NIH/3T3 (7), PC-12 (8) and

# Anti-ASS1 (2C8) Mouse antibody



Catalog Number: 168293

---



Immunofluorescence analysis of HeLa cells using ASS1 mouse mAb (green). Blue

Cos7 (9) cell lysate.