

Anti-CDK1 (3H7) Mouse antibody



Catalog Number: 168291

General Information

Product name:

Anti-CDK1 (3H7) Mouse antibody

Immunogen:

Applications:

WB, ICC/IF, FC, IP

Specificity:

Human

Antibody description:

CDK1 (3H7) Mouse monoclonal antibody

Properties

Preparation:

Antigen: Purified recombinant fragment of CDC2 expressed in E. Coli.

Formulation:

Ascitic fluid containing 0.03% sodium azide.

Storage:

Store at 4°C short term. Store at -20°C long term. Avoid freeze / thaw cycle.

Clonality:

Monoclonal antibody

Ig Type: Mouse IgG1

Applications

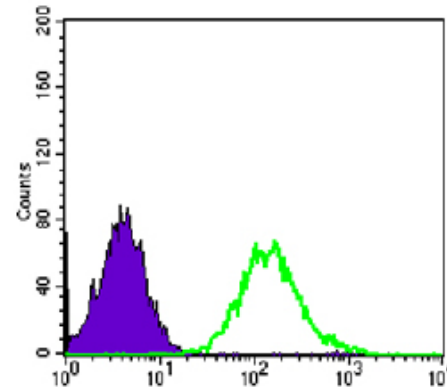
WB: 1/500 - 1/2000

ICC: 1/200 - 1/1000

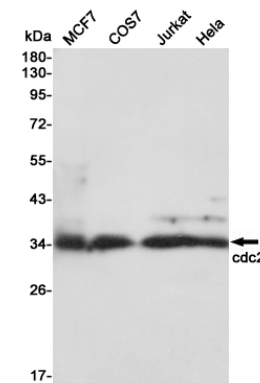
FC: 1/200 - 1/400

ELISA: 1/10000

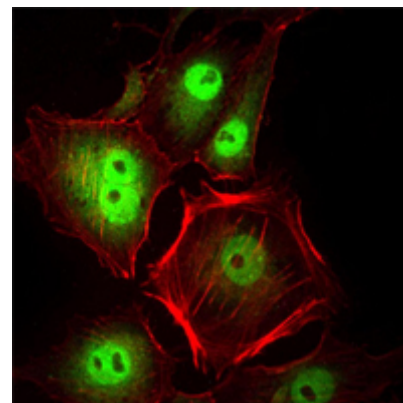
Validations



Flow cytometric analysis of PC-2 cells using CDC2 mouse mAb (green) and negative control (purple).



Western blot detection of cdc2 in MCF7, COS7, Jurkat and HeLa, 3T3 cell lysates using cdc2 mouse mAb (1:1000 diluted). Predicted band size: 34KDa. Observed band size: 34KDa.

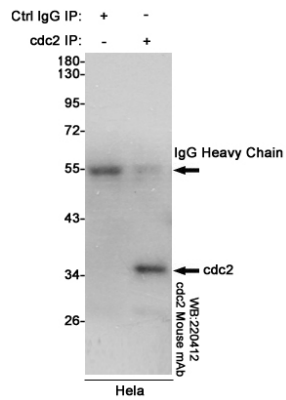


Immunofluorescence analysis of HeLa cells using CDC2 mouse mAb (green). Red

Anti-CDK1 (3H7) Mouse antibody



Catalog Number: 168291



Immunoprecipitation analysis of HeLa cell lysates using cdc2 mouse mAb.