

Anti-DNA-PKcs (6D1) Mouse antibody



Catalog Number: 168261

Product name

Anti-DNA-PKcs (6D1) Mouse antibody

Specificity

Human

Antibody description

DNA-PKcs (6D1) Mouse monoclonal antibody

Preparation

Antigen: Purified recombinant human DNA-PKcs protein fragments expressed in E.coli

Formulation

Purified mouse monoclonal antibody in PBS(pH 7.4)containing with 0.02% sodium azide 0.1%BSA 50% glycerol.

Storage

Store at 4°C short term. Store at -20°C long term. Avoid freeze / thaw cycle.

Clonality

Monoclonal

Ig Type

IgG1

Applications

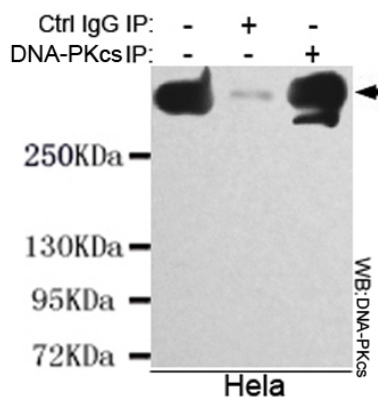
WB, IP, ICC/IF, IHC-P

Dilutions

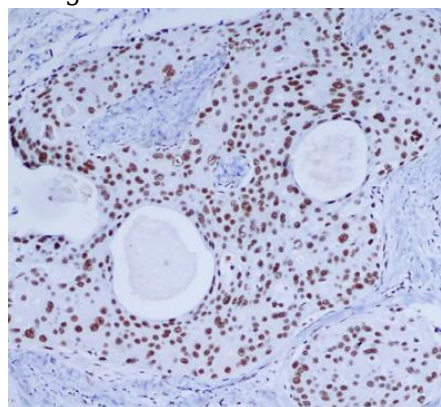
WB: 1/1000

;ICC: 1/100;Other 1/1000

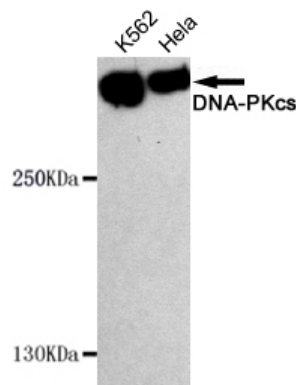
Validations



Immunoprecipitation analysis of HeLa cell lysate using DNA-PKcs mouse mAb.



Immunohistochemical analysis of paraffin-embedded Breast cancer using DNA-PKcs mouse mAb (1/200 dilution).Antigen retrieval was performed by pressure cooking in citrate buffer



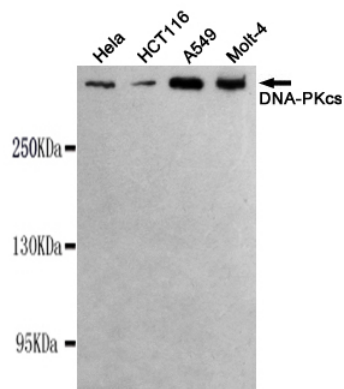
(pH 6.0).

Western blot detection of DNA-PKcs in HeLa and K562 cell lysates using DNA-PKcs mouse mAb (1:1000 diluted).Predicted band size:450KDa,Observed band size:450KDa.

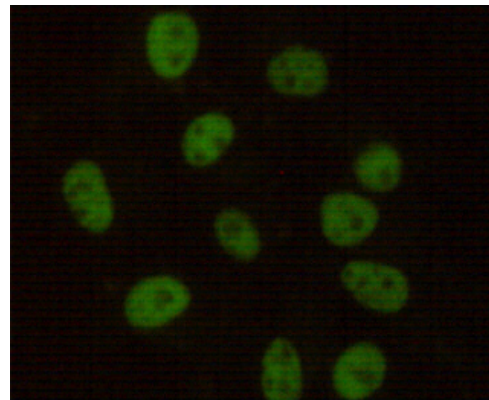
Anti-DNA-PKcs (6D1) Mouse antibody



Catalog Number: 168261



band size:450KDa.Observed band size:450KDa.



Immunocytochemistry stain of HeLa using DNA-PKcs mouse mAb (1:100).

Western blot detection of DNA-PKcs in HeLa,Molt-4,A549 and HCT116 cell lysates using DNA-PKcs mouse mAb (1:1000 diluted).Predicted