

# Anti-Hsp27 (9G1) Mouse antibody



Catalog Number: 168173

## Product name

Anti-Hsp27 (9G1) Mouse antibody

## Specificity

Human

## Antibody description

Hsp27 (9G1) Mouse monoclonal antibody

## Preparation

Antigen: Purified recombinant protein expressed in E.coli.

## Formulation

PBS(pH 7.4) containing with 0.02% sodium azide and 50% glycerol.

## Storage

Store at 4°C short term. Store at -20°C long term. Avoid freeze / thaw cycle.

## Clonality

Monoclonal

## Ig Type

Mouse IgG1

## Applications

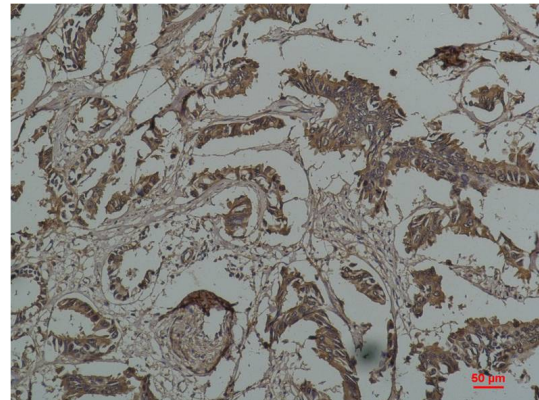
WB, IHC-P

## Dilutions


WB: 1/1,000-2,000

IHC: 1/100-200

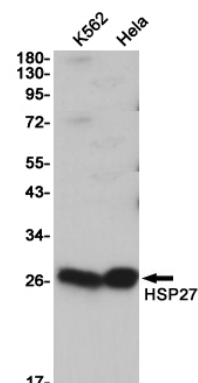
## Validations



Immunohistochemical analysis of paraffin-embedded Human Breast Carcinoma using HSP27 Mouse mAb diluted at 1:200.



Western blot analysis of Hela with HSP27 Mouse



mAb diluted at 1:2,000.

Western blot detection of HSP27 in K562, Hela cell lysates using HSP27 (9G1) Mouse mAb (1:1000 diluted). Predicted band size: 27KDa. Observed band size: 27KDa.