

Anti-Hsc70 Rabbit antibody

Catalog Number: 167019

Product name

Anti-Hsc70 Rabbit antibody

Specificity

Human, Mouse, Rat

Antibody description

Hsc70 Rabbit polyclonal antibody

Preparation

Antigen: A synthetic peptide of human Hsc70

Formulation

Supplied in 50nM Tris-Glycine(pH 7.4), 0.15M NaCl, 40%Glycerol, 0.01% sodium azide and 0.05% BSA.

Storage

Store at -20°C. Stable for 12 months from date of receipt.

Clonality

Polyclonal

Ig Type

Rabbit IgG

Applications

WB, IHC-P, FC, IP

Dilutions

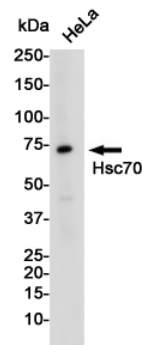
WB: 1/1000

IHC: 1/20

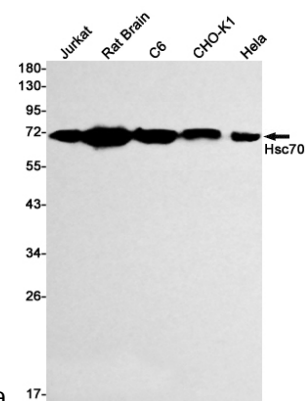
FC: 1/20

IP: 1/20

Validations

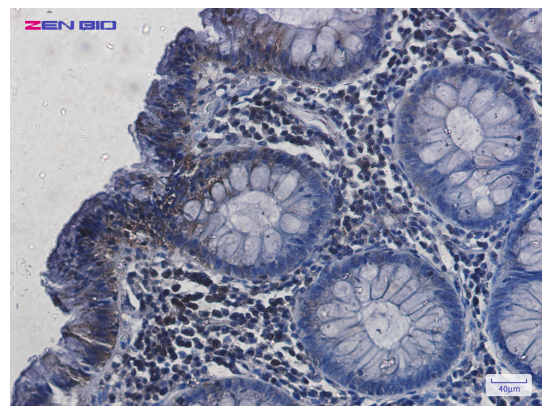


Western blot detection of Hsc70 in HeLa cell lysates using Hsc70 Rabbit pAb(1:1000 diluted). Predicted band size: 71KDa. Observed



band size: 71KDa.

Western blot detection of Hsc70 in Jurkat, Rat Brain, C6, CHO-K1, HeLa cell lysates using Hsc70 Rabbit pAb(1:1000 diluted). Predicted band size: 71kDa. Observed band size: 71kDa.



Immunohistochemistry of Hsc70 in paraffin-embedded Human colon cancer tissue using Hsc70 Rabbit pAb at dilution 1/20