

CAV3 Polyclonal Antibody



Catalog Number: 165698

Product name

CAV3 Polyclonal Antibody

Specificity

Human, Mouse, Rat

Antibody description

Polyclonal antibody to CAV3

Preparation

Antigen: Recombinant fusion protein containing a sequence corresponding to amino acids 1-151 of human CAV3 (NP_001225.1).

Formulation

PBS with 0.02% sodium azide, 50% glycerol, pH7.3.

Storage

Store at -20°C. Avoid freeze / thaw cycles.

Clonality

Polyclonal

Ig Type

Rabbit IgG

Applications

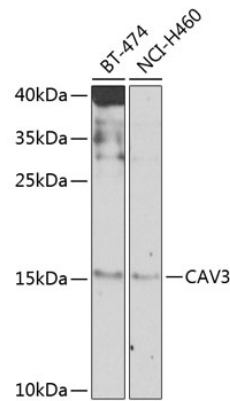
WB, IHC

Dilutions

WB 1:500 - 1:2000

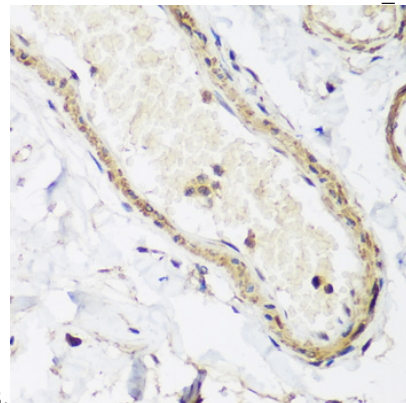
IHC 1:50 - 1:200

Validations



Western blot - CAV3 Polyclonal Antibody

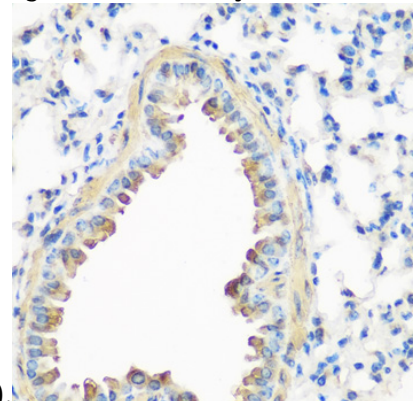
Western blot analysis of extracts of various cell lines, using CAV3 antibody at 1:1000 dilution. Secondary antibody: HRP Goat Anti-Rabbit IgG (H+L) at 1:10000 dilution. Lysates/proteins: 25ug per lane. Blocking buffer: 3% nonfat dry milk in TBST. Detection: ECL Enhanced Kit. Exposure



time: 60s.

Immunohistochemistry - CAV3 Polyclonal Antibody

Immunohistochemistry of paraffin-embedded human colon using CAV3 antibody at dilution of



1:200 (40x lens).

CAV3 Polyclonal Antibody



Catalog Number: 165698

Immunohistochemistry - CAV3 Polyclonal Antibody mouse lung using CAV3 antibody at dilution of 1:200 (40x lens).
Immunohistochemistry of paraffin-embedded