

DFNA5 Polyclonal Antibody



Catalog Number: 165363

Product name

DFNA5 Polyclonal Antibody

Specificity

Human, Mouse, Rat

Antibody description

Polyclonal antibody to DFNA5

Preparation

Antigen: Recombinant fusion protein containing a sequence corresponding to amino acids 1-260 of human DFNA5 (NP_004394.1).

Formulation

PBS with 0.02% sodium azide, 50% glycerol, pH7.3.

Storage

Store at -20°C. Avoid freeze / thaw cycles.

Clonality

Polyclonal

Ig Type

Rabbit IgG

Applications

WB, IHC, IF

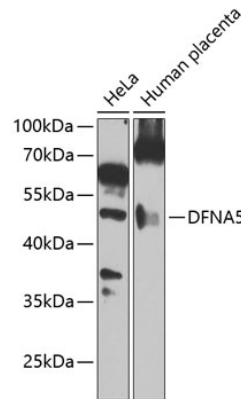
Dilutions

WB 1:500 - 1:2000

IHC 1:50 - 1:100

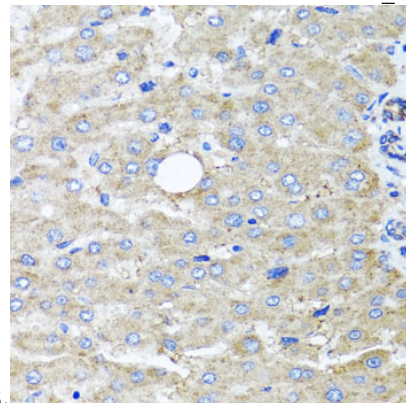
IF 1:50 - 1:100

Validations



Western blot - DFNA5 Polyclonal Antibody

Western blot analysis of extracts of various cell lines, using DFNA5 Antibody at 1:1000 dilution. Secondary antibody: HRP Goat Anti-Rabbit IgG (H+L) at 1:10000 dilution. Lysates/proteins: 25ug per lane. Blocking buffer: 3% nonfat dry milk in TBST. Detection: ECL Enhanced Kit. Exposure



time: 60s.

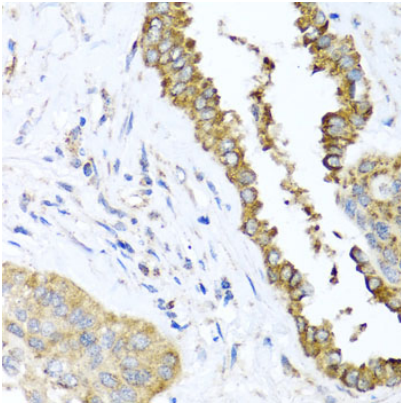
Immunohistochemistry - DFNA5 Polyclonal Antibody

Immunohistochemistry of paraffin-embedded human liver injury using DFNA5 antibody at dilution of 1:100 (40x lens).

DFNA5 Polyclonal Antibody

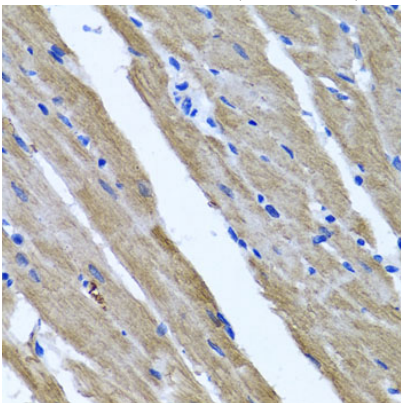


Catalog Number: 165363



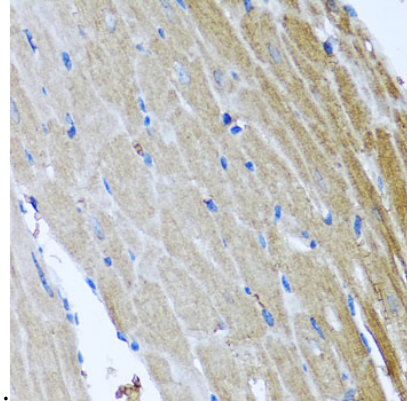
Immunohistochemistry - DFNA5 Polyclonal Antibody

Immunohistochemistry of paraffin-embedded human lung cancer using DFNA5 antibody at dilution of 1:100 (40x lens).



Immunohistochemistry - DFNA5 Polyclonal Antibody

Immunohistochemistry of paraffin-embedded rat heart using DFNA5 antibody at dilution of 1:100



(40x lens).

Immunohistochemistry - DFNA5 Polyclonal Antibody

Immunohistochemistry of paraffin-embedded mouse heart using DFNA5 antibody at dilution of 1:100 (40x lens).