

MOCS3 Polyclonal Antibody



Catalog Number: 165331

Product name

MOCS3 Polyclonal Antibody

Specificity

Human, Mouse, Rat

Antibody description

Polyclonal antibody to MOCS3

Preparation

Antigen: Recombinant fusion protein containing a sequence corresponding to amino acids 271-460 of human MOCS3 (NP_055299.1).

Formulation

PBS with 0.02% sodium azide, 50% glycerol, pH7.3.

Storage

Store at -20°C. Avoid freeze / thaw cycles.

Clonality

Polyclonal

Ig Type

Rabbit IgG

Applications

WB, IHC, IF

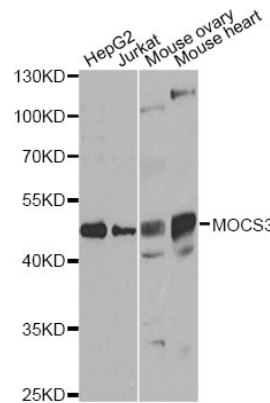
Dilutions

WB 1:500 - 1:2000

IHC 1:50 - 1:200

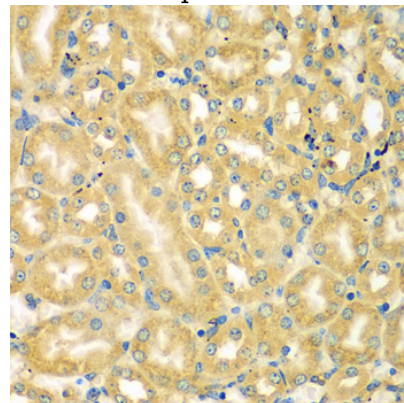
IF 1:50 - 1:200

Validations



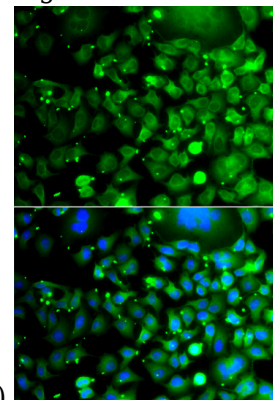
Western blot - MOCS3 Polyclonal Antibody

Western blot analysis of extracts of various cell lines, using MOCS3 antibody at 1:1000 dilution. Secondary antibody: HRP Goat Anti-Rabbit IgG (H+L) at 1:10000 dilution. Lysates/proteins: 25ug per lane. Blocking buffer: 3% nonfat dry milk in TBST. Detection: ECL Basic Kit. Exposure time: 90s.



Immunohistochemistry - MOCS3 Polyclonal Antibody

Immunohistochemistry of paraffin-embedded mouse kidney using MOCS3 antibody at dilution of



1:100 (40x lens).

MOCS3 Polyclonal Antibody



Catalog Number: 165331

Immunofluorescence - MOCS3 Polyclonal
Antibody

Immunofluorescence analysis of A549 cells using
MOCS3 antibody . Blue: DAPI for nuclear staining.