

TNFSF12 Polyclonal Antibody



Catalog Number: 164587

Product name

TNFSF12 Polyclonal Antibody

Specificity

Human, Mouse, Rat

Antibody description

Polyclonal antibody to TNFSF12

Preparation

Antigen: Recombinant fusion protein containing a sequence corresponding to amino acids 42-123 of human TNFSF12 (NP_003800.1).

Formulation

PBS with 0.02% sodium azide, 50% glycerol, pH7.3.

Storage

Store at -20°C. Avoid freeze / thaw cycles.

Clonality

Polyclonal

Ig Type

Rabbit IgG

Applications

WB, IHC, IF

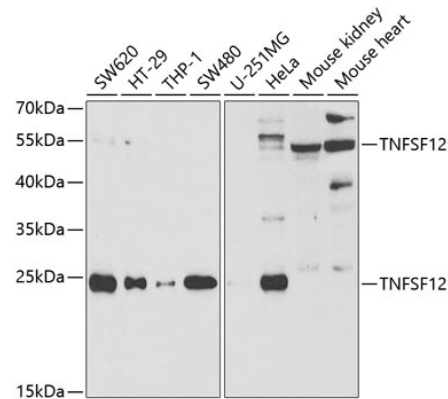
Dilutions

WB 1:500 - 1:2000

IHC 1:50 - 1:200

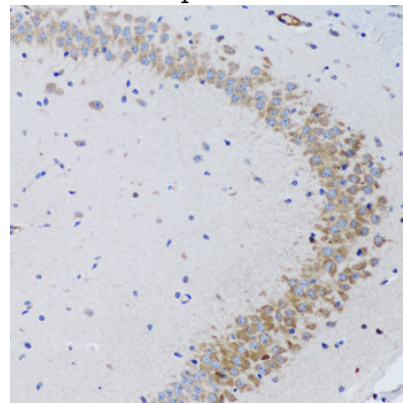
IF 1:50 - 1:200

Validations



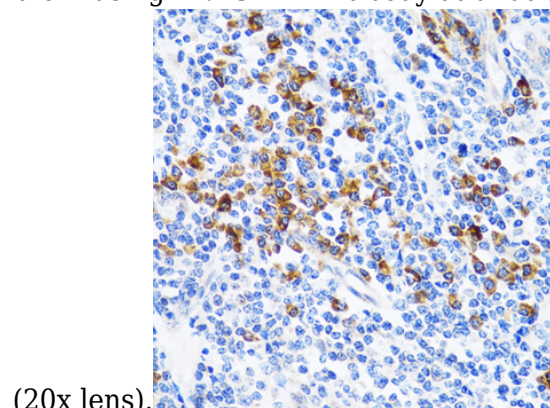
Western blot - TNFSF12 Polyclonal Antibody

Western blot analysis of extracts of various cell lines, using TNFSF12 antibody at 1:1000 dilution. Secondary antibody: HRP Goat Anti-Rabbit IgG (H+L) at 1:10000 dilution. Lysates/proteins: 25ug per lane. Blocking buffer: 3% nonfat dry milk in TBST. Detection: ECL Basic Kit. Exposure time: 90s.



Immunohistochemistry - TNFSF12 Polyclonal Antibody

Immunohistochemistry of paraffin-embedded rat brain using TNFSF12 Antibody at dilution of 1:100



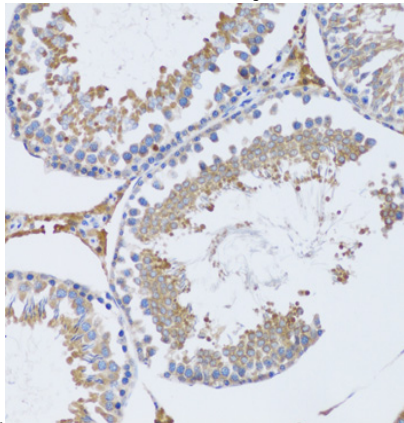
TNFSF12 Polyclonal Antibody



Catalog Number: 164587

Immunohistochemistry - TNFSF12 Polyclonal Antibody

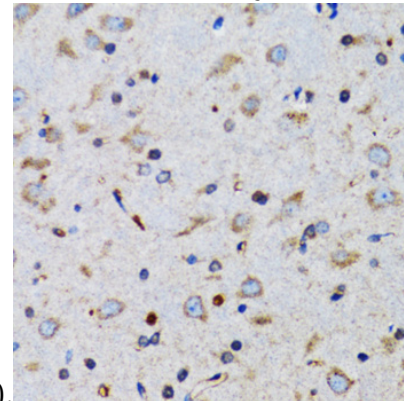
Immunohistochemistry of paraffin-embedded human tonsil using TNFSF12 Antibody at dilution



of 1:100 (40x lens).

Immunohistochemistry - TNFSF12 Polyclonal Antibody

Immunohistochemistry of paraffin-embedded mouse testis using TNFSF12 Antibody at dilution



of 1:100 (20x lens).

Immunohistochemistry - TNFSF12 Polyclonal Antibody

Immunohistochemistry of paraffin-embedded mouse brain using TNFSF12 Antibody at dilution of 1:100 (40x lens).