

IFIT3 Polyclonal Antibody



Catalog Number: 164238

General Information

Product name:

IFIT3 Polyclonal Antibody

Immunogen:

Applications:

WB, IHC, IF

Specificity:

Human, Mouse, Rat

Antibody description:

Polyclonal antibody to IFIT3

Properties

Preparation:

Antigen: Recombinant fusion protein containing a sequence corresponding to amino acids 128-331 of mouse IFIT3 (NP_034631.1).

Formulation:

PBS with 0.02% sodium azide, 50% glycerol, pH7.3.

Storage:

Store at -20°C. Avoid freeze / thaw cycles.

Clonality:

Polyclonal

Ig Type:Rabbit IgG

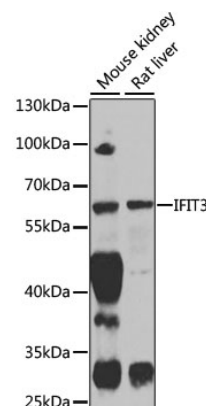
Applications

WB 1:500 - 1:1000

IHC 1:100 - 1:200

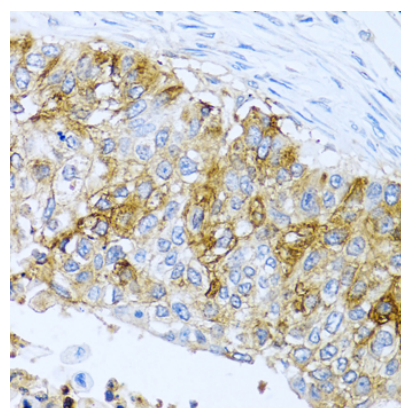
IF 1:50 - 1:200

Validations



Western blot - IFIT3 Polyclonal Antibody

Western blot analysis of extracts of various cell lines, using IFIT3 antibody at 1:1000 dilution. Secondary antibody: HRP Goat Anti-Rabbit IgG (H+L) at 1:10000 dilution. Lysates/proteins: 25ug per lane. Blocking buffer: 3% nonfat dry milk in TBST. Detection: ECL Enhanced Kit. Exposure time: 60s.

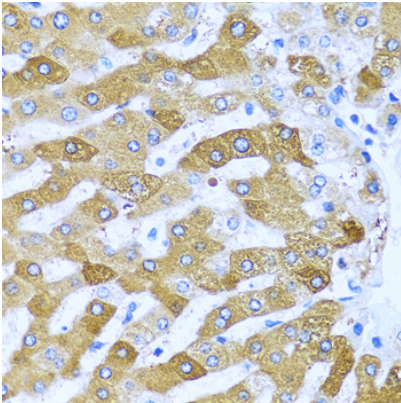


Immunohistochemistry - IFIT3 Polyclonal Antibody

Immunohistochemistry of paraffin-embedded human lung cancer using IFIT3 antibody at dilution of 1:100 (40x lens).

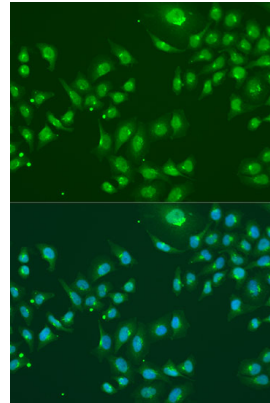
IFIT3 Polyclonal Antibody

Catalog Number: 164238



Immunohistochemistry - IFIT3 Polyclonal Antibody

Immunohistochemistry of paraffin-embedded human liver using IFIT3 antibody at dilution of 1:100 (40x lens).



Immunofluorescence - IFIT3 Polyclonal Antibody

Immunofluorescence analysis of U2OS cells using IFIT3 antibody at dilution of 1:100. Blue: DAPI for nuclear staining.