

# FDXR Polyclonal Antibody



Catalog Number: 164221

## Product name

FDXR Polyclonal Antibody

## Specificity

Human, Mouse, Rat

## Antibody description

Polyclonal antibody to FDXR

## Preparation

Antigen: Recombinant fusion protein containing a sequence corresponding to amino acids 252-491 of human FDXR (NP\_077728.3).

## Formulation

PBS with 0.02% sodium azide, 50% glycerol, pH7.3.

## Storage

Store at -20°C. Avoid freeze / thaw cycles.

## Clonality

Polyclonal

## Ig Type

Rabbit IgG

## Applications

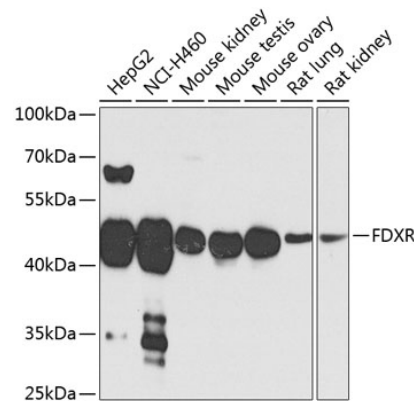
WB, IHC

## Dilutions

WB 1:500 - 1:2000

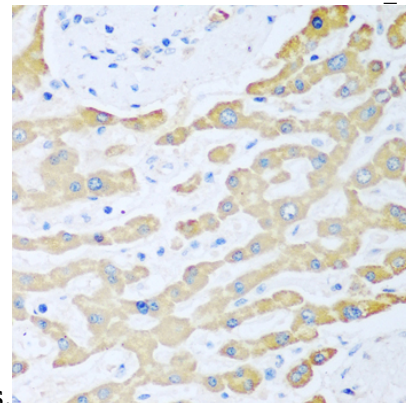
IHC 1:100 - 1:200

## Validations



Western blot - FDXR Polyclonal Antibody

Western blot analysis of extracts of various cell lines, using FDXR antibody at 1:1000 dilution. Secondary antibody: HRP Goat Anti-Rabbit IgG (H+L) at 1:10000 dilution. Lysates/proteins: 25ug per lane. Blocking buffer: 3% nonfat dry milk in TBST. Detection: ECL Enhanced Kit. Exposure



time: 30s.

Immunohistochemistry - FDXR Polyclonal Antibody

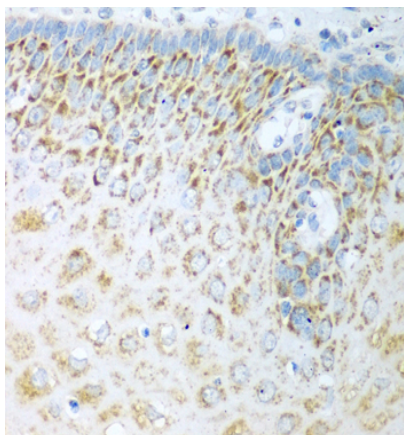
Immunohistochemistry of paraffin-embedded human liver cancer using FDXR antibody at dilution of 1:100 (40x lens).

# FDXR Polyclonal Antibody



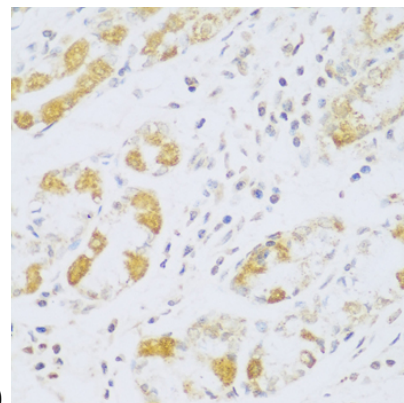
Catalog Number: 164221

---



Immunohistochemistry - FDXR Polyclonal Antibody

Immunohistochemistry of paraffin-embedded human esophagus using FDXR antibody at dilution



of 1:100 (40x lens).

Immunohistochemistry - FDXR Polyclonal Antibody

Immunohistochemistry of paraffin-embedded human stomach using FDXR antibody at dilution of 1:100 (40x lens).