

DNMT3B Polyclonal Antibody



Catalog Number: 163927

Product name

DNMT3B Polyclonal Antibody

Specificity

Human, Mouse, Rat

Antibody description

Polyclonal antibody to DNMT3B

Preparation

Antigen: A synthetic peptide of human DNMT3B

Formulation

PBS with 0.02% sodium azide, 50% glycerol, pH7.3.

Storage

Store at -20°C. Avoid freeze / thaw cycles.

Clonality

Polyclonal

Ig Type

Rabbit IgG

Applications

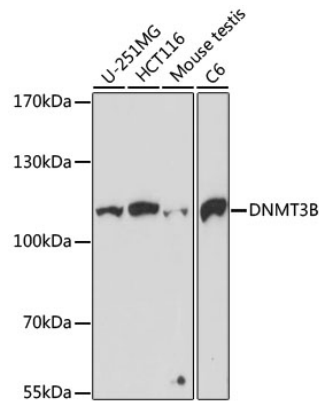
WB, IF

Dilutions

WB 1:200 - 1:1000

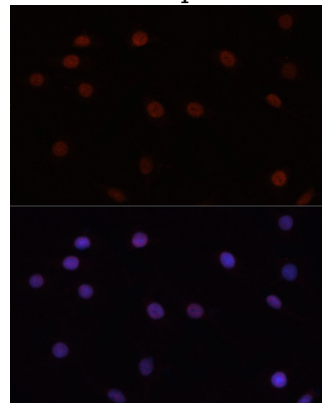
IF 1:50 - 1:200

Validations



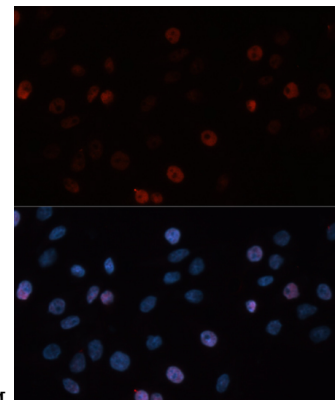
Western blot - DNMT3B Polyclonal Antibody

Western blot analysis of extracts of various cell lines, using DNMT3B antibody at 1:1000 dilution. Secondary antibody: HRP Goat Anti-Rabbit IgG (H+L) at 1:10000 dilution. Lysates/proteins: 25ug per lane. Blocking buffer: 3% nonfat dry milk in TBST. Detection: ECL Basic Kit. Exposure time: 3min.



Immunofluorescence - DNMT3B Polyclonal Antibody

Immunofluorescence analysis of C6 cells using DNMT3B antibody at dilution of 1:100. Blue: DAPI



for nuclear staining.

DNMT3B Polyclonal Antibody



Catalog Number: 163927

Immunofluorescence - DNMT3B Polyclonal Antibody

Immunofluorescence analysis of HeLa cells using DNMT3B antibody at dilution of 1:100. Blue: DAPI for nuclear staining.