

APBB1 Polyclonal Antibody



Catalog Number: 163629

Product name

APBB1 Polyclonal Antibody

Specificity

Human

Antibody description

Polyclonal antibody to APBB1

Preparation

Antigen: Recombinant fusion protein containing a sequence corresponding to amino acids 359-708 of human APBB1 (NP_663722.1).

Formulation

PBS with 0.02% sodium azide, 50% glycerol, pH7.3.

Storage

Store at -20°C. Avoid freeze / thaw cycles.

Clonality

Polyclonal

Ig Type

Rabbit IgG

Applications

WB, IHC, IF

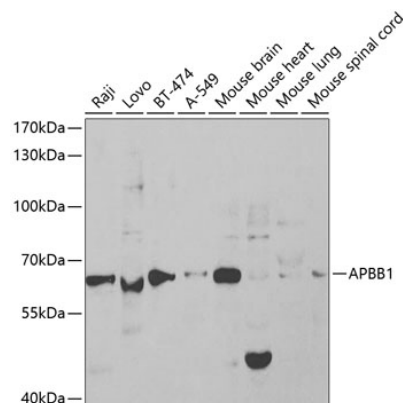
Dilutions

WB 1:50 - 1:200

IHC 1:50 - 1:200

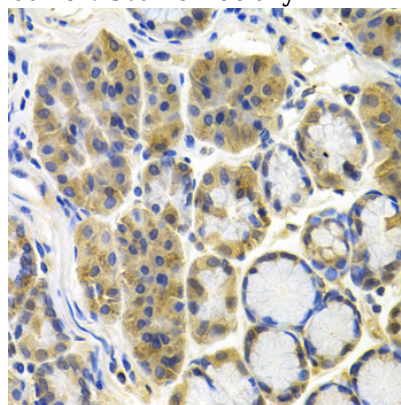
IF 1:50 - 1:200

Validations



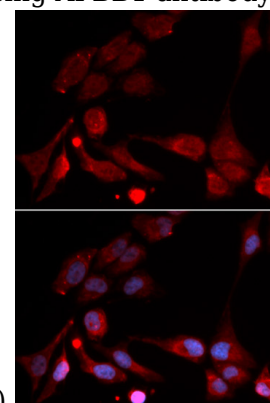
Western blot - APBB1 Polyclonal Antibody

Western blot analysis of extracts of various cell lines, using APBB1 antibody at 1:1000 dilution. Secondary antibody: HRP Goat Anti-Rabbit IgG (H+L) at 1:10000 dilution. Lysates/proteins: 25ug per lane. Blocking buffer: 3% nonfat dry milk in TBST.



Immunohistochemistry - APBB1 Polyclonal Antibody

Immunohistochemistry of paraffin-embedded human colon carcinoma using APBB1 antibody at



dilution of 1:100 (40x lens).

APBB1 Polyclonal Antibody



Catalog Number: 163629

Immunofluorescence - APBB1 Polyclonal Antibody

Immunofluorescence analysis of U2OS cells using APBB1 antibody . Blue: DAPI for nuclear staining.