

# PIK3R3 Polyclonal Antibody

Catalog Number: 163491

## Product name

PIK3R3 Polyclonal Antibody

## Specificity

Human, Mouse

## Antibody description

Polyclonal antibody to PIK3R3

## Preparation

Antigen: Recombinant protein of human PIK3R3

## Formulation

PBS with 0.02% sodium azide, 50% glycerol, pH7.3.

## Storage

Store at -20°C. Avoid freeze / thaw cycles.

## Clonality

Polyclonal

## Ig Type

Rabbit IgG

## Applications

WB, IHC, IF

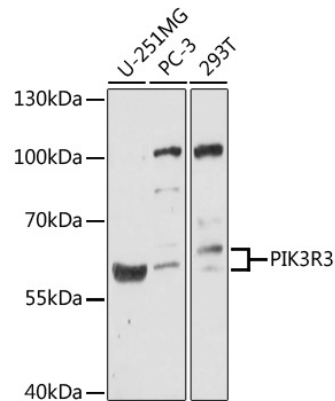
## Dilutions

WB 1:500 - 1:1000

IHC 1:50 - 1:100

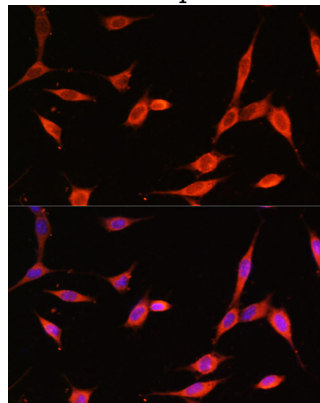
IF 1:50 - 1:100

## Validations



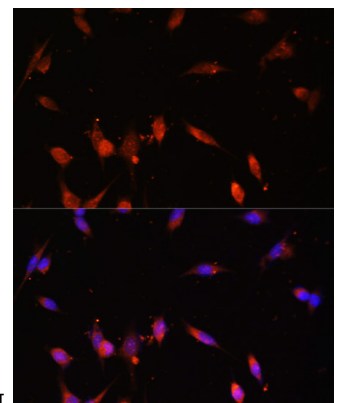
Western blot - PIK3R3 Polyclonal Antibody

Western blot analysis of extracts of various cell lines, using PIK3R3 antibody at 1:1000 dilution. Secondary antibody: HRP Goat Anti-Rabbit IgG (H+L) at 1:10000 dilution. Lysates/proteins: 25ug per lane. Blocking buffer: 3% nonfat dry milk in TBST. Detection: ECL Basic Kit. Exposure time: 90s.



Immunofluorescence - PIK3R3 Polyclonal Antibody

Immunofluorescence analysis of NIH-3T3 cells using PIK3R3 antibody at dilution of 1:100. Blue:



DAPI for nuclear staining.

# PIK3R3 Polyclonal Antibody



Catalog Number: 163491

---

Immunofluorescence - PIK3R3 Polyclonal Antibody using PIK3R3 antibody at dilution of 1:100. Blue:  
Immunofluorescence analysis of NIH-3T3 cells DAPI for nuclear staining.