

# TGFB2 Polyclonal Antibody



Catalog Number: 163095

## Product name

TGFB2 Polyclonal Antibody

## Specificity

Human, Mouse, Rat

## Antibody description

Polyclonal antibody to TGFB2

## Preparation

Antigen: Recombinant fusion protein containing a sequence corresponding to amino acids 20-160 of human TGFB2 (NP\_001129071.1).

## Formulation

PBS with 0.02% sodium azide, 50% glycerol, pH7.3.

## Storage

Store at -20°C. Avoid freeze / thaw cycles.

## Clonality

Polyclonal

## Ig Type

Rabbit IgG

## Applications

WB, IHC, IF

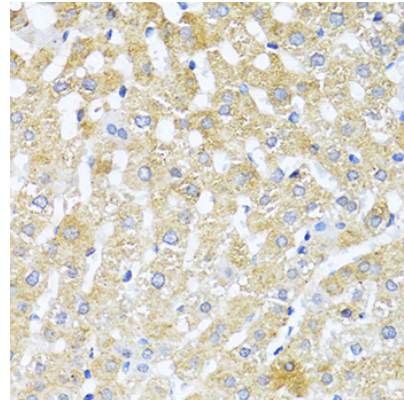
## Dilutions

WB 1:500 - 1:2000

IHC 1:50 - 1:200

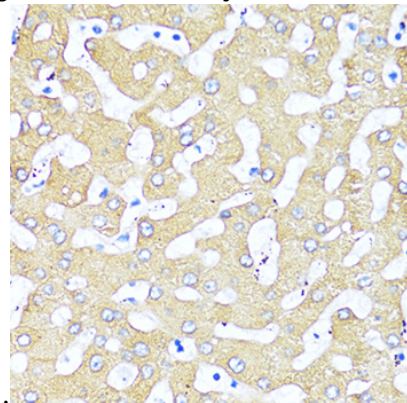
IF 1:50 - 1:200

## Validations



Immunohistochemistry - TGFB2 Polyclonal Antibody

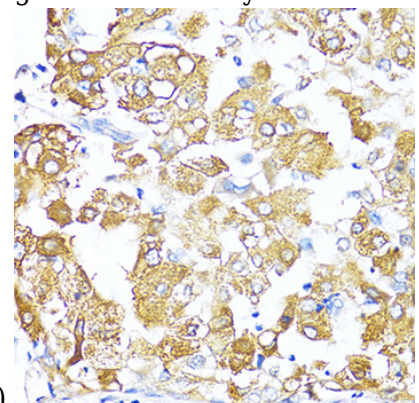
Immunohistochemistry of paraffin-embedded rat liver using TGFB2 antibody at dilution of 1:100



(40x lens).

Immunohistochemistry - TGFB2 Polyclonal Antibody

Immunohistochemistry of paraffin-embedded human liver using TGFB2 antibody at dilution of



1:100 (40x lens).

Immunohistochemistry - TGFB2 Polyclonal Antibody

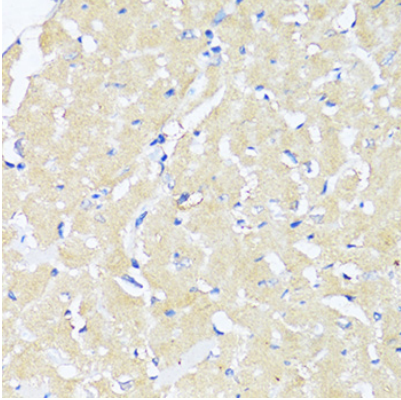
# TGFB2 Polyclonal Antibody



Catalog Number: 163095

---

Immunohistochemistry of paraffin-embedded human liver cancer using TGFB2 antibody at dilution of 1:100 (40x lens).



Immunohistochemistry - TGFB2 Polyclonal Antibody

Immunohistochemistry of paraffin-embedded mouse heart using TGFB2 antibody at dilution of 1:100 (40x lens).