

DiMethyl-DNMT3A-K44 pAb



Catalog Number: 162971

Product name

DiMethyl-DNMT3A-K44 pAb

Specificity

Human, Mouse, Rat

Antibody description

Polyclonal antibody to DiMethyl-DNMT3A-K44

Preparation

Antigen: A synthetic dimethylated peptide around K44 of mouse DNMT3A (NP_031898.1).

Formulation

PBS with 0.02% sodium azide, 50% glycerol, pH7.3.

Storage

Store at -20°C. Avoid freeze / thaw cycles.

Clonality

Polyclonal

Ig Type

Rabbit IgG

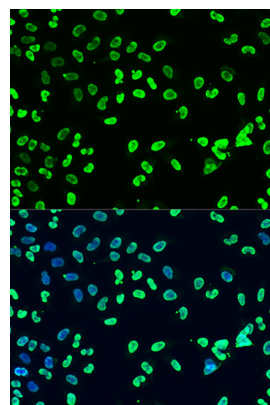
Applications

IF

Dilutions

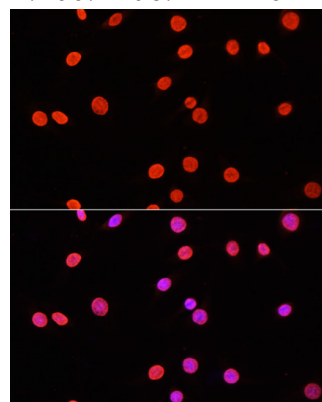
IF 1:50 - 1:200

Validations



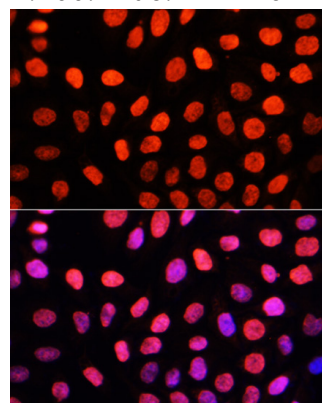
Immunofluorescence - DiMethyl-DNMT3A-K44 pAb

Immunofluorescence analysis of U2OS cells using DiMethyl-DNMT3A-K44 antibody at dilution of 1:100. Blue: DAPI for nuclear staining.



Immunofluorescence - DiMethyl-DNMT3A-K44 pAb

Immunofluorescence analysis of C6 cells using DiMethyl-DNMT3A-K44 antibody at dilution of 1:100. Blue: DAPI for nuclear staining.



Immunofluorescence - DiMethyl-DNMT3A-K44

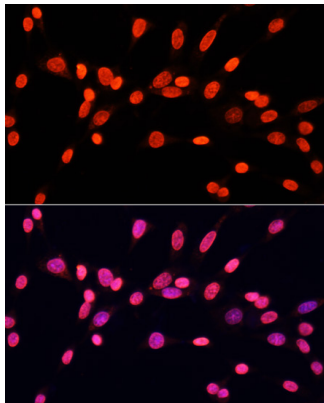
DiMethyl-DNMT3A-K44 pAb



Catalog Number: 162971

pAb

Immunofluorescence analysis of HeLa cells using DiMethyl-DNMT3A-K44 antibody at dilution of 1:100. Blue: DAPI for nuclear staining.



Immunofluorescence - DiMethyl-DNMT3A-K44 pAb

Immunofluorescence analysis of NIH/3T3 cells using DiMethyl-DNMT3A-K44 antibody at dilution of 1:100. Blue: DAPI for nuclear staining.