

Acetyl-Histone H4-K12 pAb



Catalog Number: 161978

Product name

Acetyl-Histone H4-K12 pAb

Specificity

Human, Mouse, Rat, Other (Wide Range)

Antibody description

Polyclonal antibody to Acetyl-Histone H4-K12

Preparation

Antigen: A synthetic acetylated peptide around K12 of human Histone H4 (NP_001029249.1).

Formulation

PBS with 0.02% sodium azide, 50% glycerol, pH7.3.

Storage

Store at -20°C. Avoid freeze / thaw cycles.

Clonality

Polyclonal

Ig Type

Rabbit IgG

Applications

WB, IHC, IF

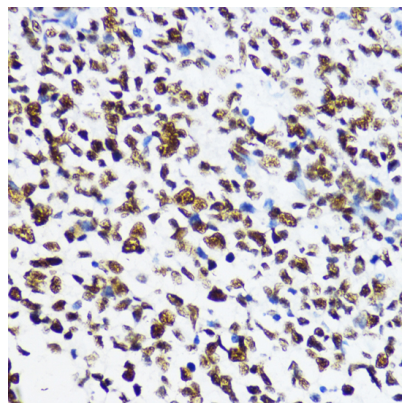
Dilutions

WB 1:500 - 1:2000

IHC 1:50 - 1:200

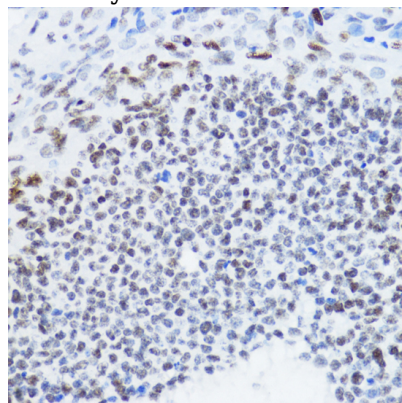
IF 1:50 - 1:200

Validations



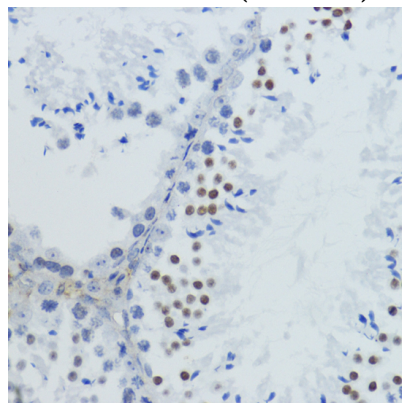
Immunohistochemistry - Acetyl-Histone H4-K12 pAb

Immunohistochemistry of paraffin-embedded human appendix using Acetyl-Histone H4-K12 antibody at dilution of 1:200 (40x lens).



Immunohistochemistry - Acetyl-Histone H4-K12 pAb

Immunohistochemistry of paraffin-embedded rat ovary using Acetyl-Histone H4-K12 antibody at dilution of 1:200 (40x lens).



Immunohistochemistry - Acetyl-Histone H4-K12

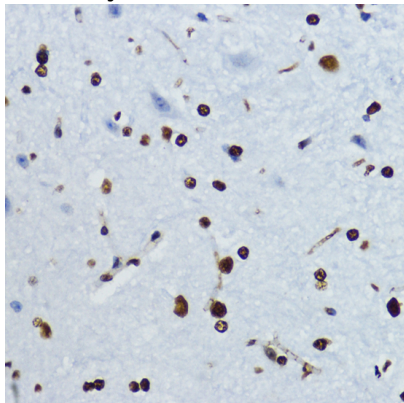
Acetyl-Histone H4-K12 pAb



Catalog Number: 161978

pAb

Immunohistochemistry of paraffin-embedded mouse testis using Acetyl-Histone H4-K12 antibody at dilution of 1:200 (40x lens).



Immunohistochemistry - Acetyl-Histone H4-K12 pAb

Immunohistochemistry of paraffin-embedded mouse spinal cord using Acetyl-Histone H4-K12 antibody at dilution of 1:200 (40x lens).