

PAX3 Polyclonal Antibody



Catalog Number: 161857

Product name

PAX3 Polyclonal Antibody

Specificity

Human, Mouse, Rat

Antibody description

Polyclonal antibody to PAX3

Preparation

Antigen: Recombinant fusion protein containing a sequence corresponding to amino acids 1-206 of human PAX3 (NP_039230.1).

Formulation

PBS with 0.02% sodium azide, 50% glycerol, pH7.3.

Storage

Store at -20°C. Avoid freeze / thaw cycles.

Clonality

Polyclonal

Ig Type

Rabbit IgG

Applications

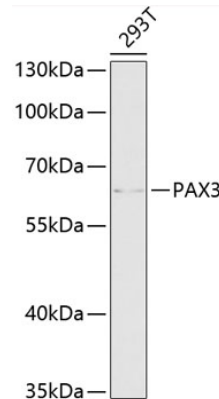
WB, IHC

Dilutions

WB 1:500 - 1:2000

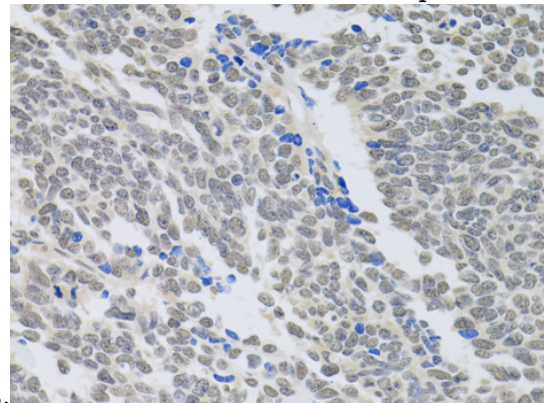
IHC 1:50 - 1:200

Validations



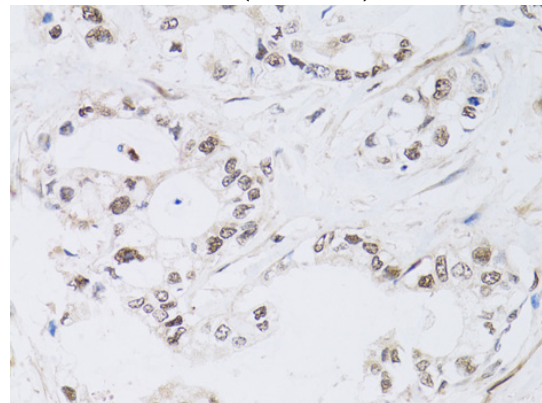
Western blot - PAX3 Polyclonal Antibody

Western blot analysis of extracts of 293T cells, using PAX3 antibody at 1:1000 dilution. Secondary antibody: HRP Goat Anti-Rabbit IgG (H+L) at 1:10000 dilution. Lysates/proteins: 25ug per lane. Blocking buffer: 3% nonfat dry milk in TBST. Detection: ECL Basic Kit. Exposure time:



Immunohistochemistry - PAX3 Polyclonal Antibody

Immunohistochemistry of paraffin-embedded human lung cancer using PAX3 antibody at dilution of 1:100 (40x lens).



PAX3 Polyclonal Antibody



Catalog Number: 161857

Immunohistochemistry - PAX3 Polyclonal Antibody human gastric cancer using PAX3 antibody at dilution of 1:100 (40x lens).
Immunohistochemistry of paraffin-embedded