

# VIP Polyclonal Antibody

Catalog Number: 161115

## Product name

VIP Polyclonal Antibody

## Specificity

Human, Mouse, Rat

## Antibody description

Polyclonal antibody to VIP

## Preparation

Antigen: Recombinant fusion protein containing a sequence corresponding to amino acids 31-170 of human VIP (NP\_003372.1).

## Formulation

PBS with 0.02% sodium azide, 50% glycerol, pH7.3.

## Storage

Store at -20°C. Avoid freeze / thaw cycles.

## Clonality

Polyclonal

## Ig Type

Rabbit IgG

## Applications

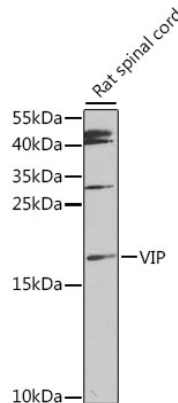
WB, IHC

## Dilutions

WB 1:500 - 1:2000

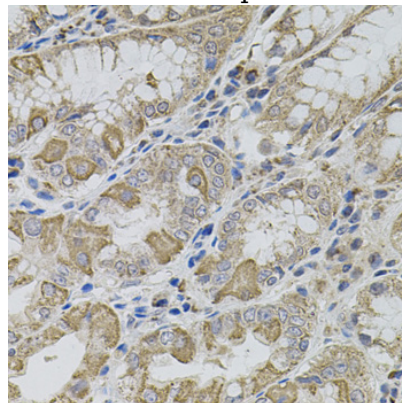
IHC 1:50 - 1:200

## Validations



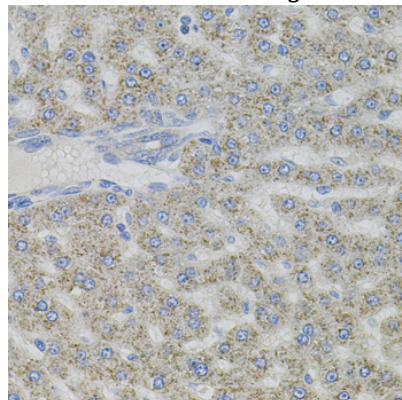
Western blot - VIP Polyclonal Antibody

Western blot analysis of extracts of rat spinal cord, using VIP antibody at 1:1000 dilution. Secondary antibody: HRP Goat Anti-Rabbit IgG (H+L) at 1:10000 dilution. Lysates/proteins: 25ug per lane. Blocking buffer: 3% nonfat dry milk in TBST. Detection: ECL Enhanced Kit. Exposure time: 90s.



Immunohistochemistry - VIP Polyclonal Antibody

Immunohistochemistry of paraffin-embedded human stomach using VIP antibody (40x lens).



# VIP Polyclonal Antibody

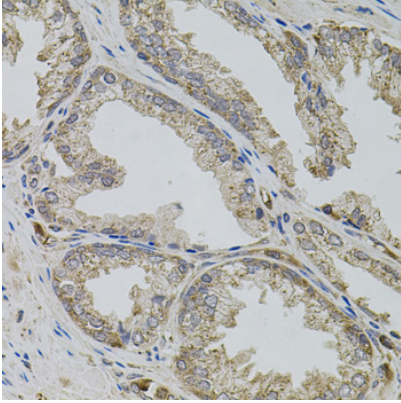


Catalog Number: 161115

---

Immunohistochemistry - VIP Polyclonal Antibody

Immunohistochemistry of paraffin-embedded rat liver using VIP antibody (40x lens).



Immunohistochemistry - VIP Polyclonal Antibody

Immunohistochemistry of paraffin-embedded human prostate using VIP antibody (40x lens).