

# PIK3R3 Monoclonal Antibody



Catalog Number: 160713

## Product name

PIK3R3 Monoclonal Antibody

## Specificity

Human, Mouse, Rat

## Antibody description

Monoclonal antibody to PIK3R3

## Preparation

Antigen: Recombinant protein of human PIK3R3

## Formulation

PBS with 0.02% sodium azide, 50% glycerol, pH7.3.

## Storage

Store at -20°C. Avoid freeze / thaw cycles.

## Clonality

Monoclonal

## Ig Type

Rabbit IgG

## Applications

WB, IHC, IF

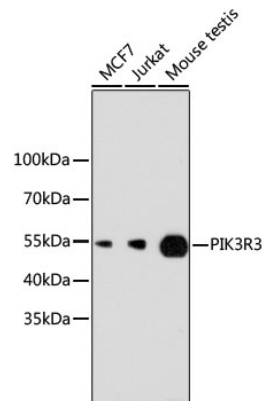
## Dilutions

WB 1:500 - 1:1000

IHC 1:50 - 1:200

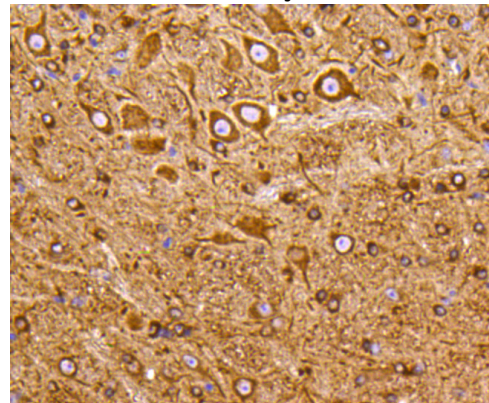
IF 1:50 - 1:200

## Validations



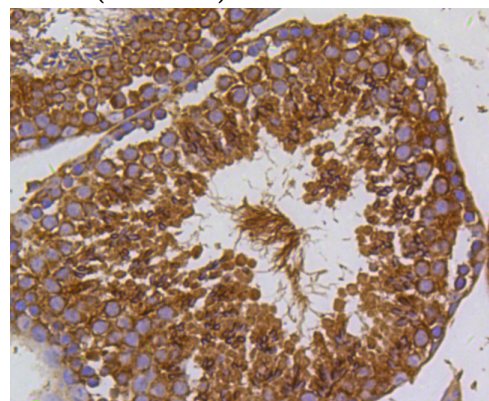
Western blot - PIK3R3 Monoclonal Antibody

Western blot analysis of extracts of various cell lines, using PIK3R3 antibody. Secondary antibody: HRP Goat Anti-Rabbit IgG (H+L) at 1:10000 dilution. Lysates/proteins: 25ug per lane. Blocking buffer: 3% nonfat dry milk in TBST.



Immunohistochemistry - PIK3R3 Monoclonal Antibody

Immunohistochemistry of paraffin-embedded mouse brain using PIK3R3 antibody at dilution of 1:100 (40x lens).



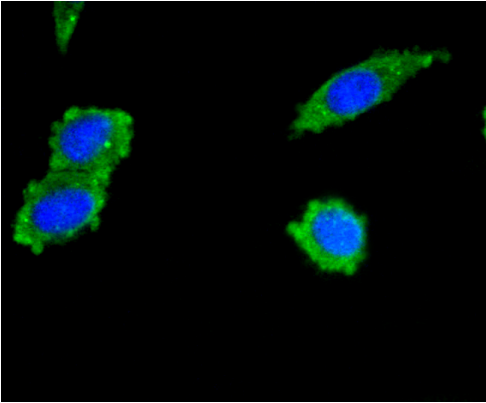
# PIK3R3 Monoclonal Antibody

Catalog Number: 160713

---

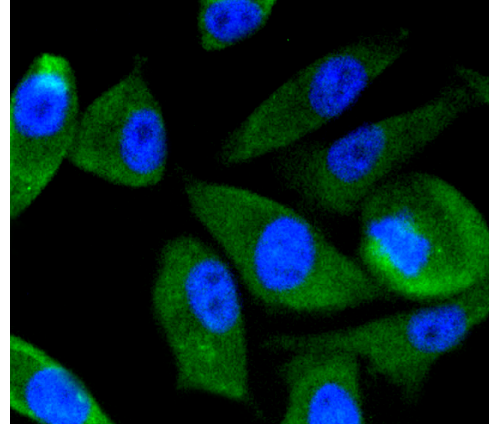
Immunohistochemistry - PIK3R3 Monoclonal Antibody

Immunohistochemistry of paraffin-embedded mouse testis using PIK3R3 antibody at dilution of 1:100 (40x lens).



Immunofluorescence - PIK3R3 Monoclonal Antibody

Immunofluorescence analysis of SH-SY-5Y cells using PIK3R3 antibody .



Immunofluorescence - PIK3R3 Monoclonal Antibody

Immunofluorescence analysis of PC-3M cells using PIK3R3 antibody .