

CDK5 Monoclonal Antibody



Catalog Number: 160627

General Information

Product name:

CDK5 Monoclonal Antibody

Immunogen:

Applications:

WB, IHC, IP

Specificity:

Human, Mouse, Rat

Antibody description:

Monoclonal antibody to CDK5

Properties

Preparation:

Antigen: Recombinant protein of human CDK5

Formulation:

PBS with 0.02% sodium azide, 50% glycerol, pH7.3.

Storage:

Store at -20°C. Avoid freeze / thaw cycles.

Clonality:

Monoclonal

Ig Type:Rabbit IgG

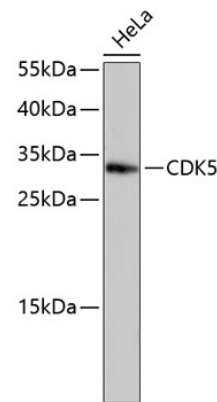
Applications

WB 1:1000 - 1:5000

IHC 1:50 - 1:200

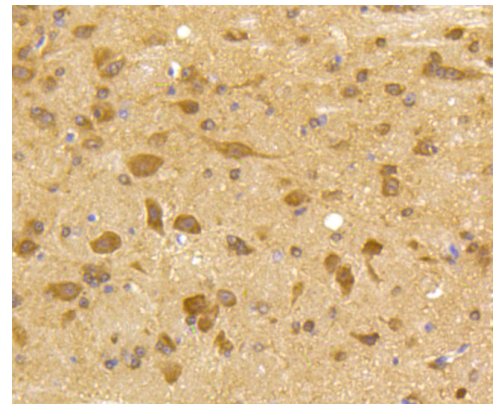
IP 1:20 - 1:50

Validations



Western blot - CDK5 Monoclonal Antibody

Western blot analysis of extracts of HeLa cells, using CDK5 antibody .Secondary antibody: HRP Goat Anti-Rabbit IgG (H+L) at 1:10000 dilution.Lysates/proteins: 25ug per lane.Blocking buffer: 3% nonfat dry milk in TBST.



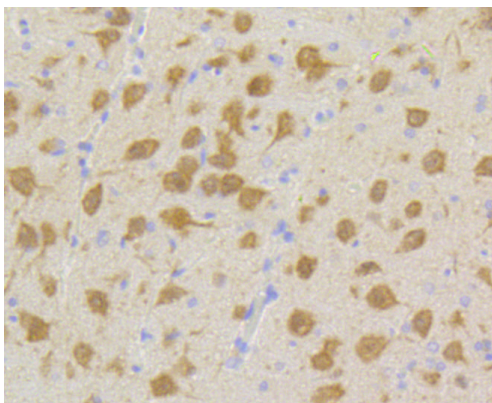
Immunohistochemistry - CDK5 Monoclonal Antibody

Immunohistochemistry of paraffin-embedded mouse brain using CDK5 antibody at dilution of 1:100 (40x lens).

CDK5 Monoclonal Antibody



Catalog Number: 160627



Immunohistochemistry - CDK5 Monoclonal Antibody

Immunohistochemistry of paraffin-embedded rat brain using CDK5 antibody at dilution of 1:100 (40x lens).