

# Anti-BST2 antibody



Catalog Number: 142218

## Product name

Anti-BST2 antibody

## Immunogen

[Human BST2 \(His Tag\) recombinant protein](#)

## Specificity

Human BST2

## Antibody description

Rabbit Polyclonal to Human BST2

## Preparation

Produced in rabbits immunized with purified, recombinant Human BST2 . BST2 specific IgG was purified by Human BST2 affinity chromatography.

## Formulation

0.2 µm filtered solution in PBS

## Storage

This antibody can be stored at 2°C-8°C for one month without detectable loss of activity. Antibody products are stable for twelve months from date of receipt when stored at -20°C to -80°C.

Preservative-Free.

Sodium azide is recommended to avoid contamination (final concentration 0.05%-0.1%). It is toxic to cells and should be disposed of properly. Avoid repeated freeze-thaw cycles.

## Clonality

Polyclonal

## Ig Type

Rabbit IgG

## Applications

WB, ELISA, IHC-P, IP

## Dilutions

WB: 5-20 µg/ml

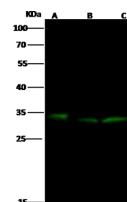
ELISA: 0.1-0.2 µg/ml

This antibody can be used at 0.1-0.2 µg/ml with the appropriate secondary reagents to detect Human BST2.

IHC-P: 0.1-2 µg/mL

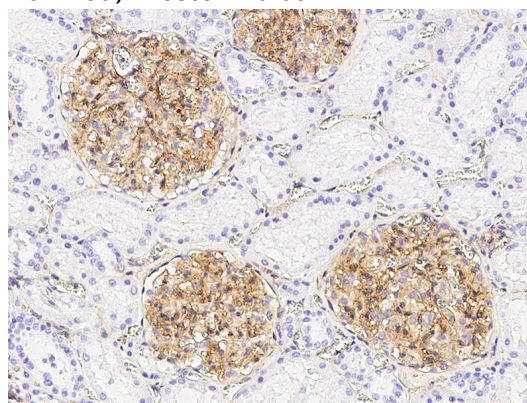
IP: 4-6 µg/mg of lysate

## Validations



Items	Lanes	A	B	C
Sample (whole cell lysate)		HeLa	Jurkat	293
Sample Volume (µg/lane)		30	30	30
Gel	13% SDS-PAGE reducing gel			
Recommended Concentration	5-20 µg/ml			
Secondary Antibody	Dylight 800 labeled Antibody To Rabbit IgG (H+L), at 1:5000 dilution. Developed using Odyssey imaging system.			
Explanation	Predicted band size : 20 kDa Observed band size : 28 kDa			

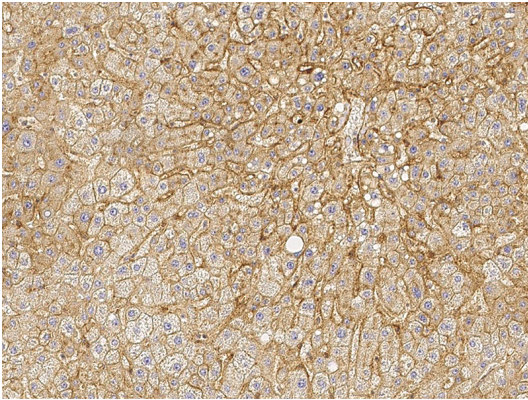
BST2 Antibody, Rabbit PAb, Antigen Affinity Purified, Western blot



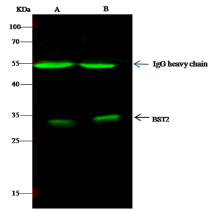
BST2 Antibody, Rabbit PAb, Antigen Affinity Purified, Immunohistochemistry

# Anti-BST2 antibody

Catalog Number: 142218



BST2 Antibody, Rabbit PAb, Antigen Affinity Purified, Immunohistochemistry



Items \ Lanes	A	B
Sample (whole cell lysate)	HeLa	Jurkat
Sample quantity	0.5 mg	
IP antibody quantity	4 µg	
Immunoprecipitation beads (Protein G)	60 µg	
Gel	13% SDS-PAGE reducing gel	
Primary antibody	HIS-BST2 antibody at 10 µg/ml	
Secondary antibody	DyLight 800-labeled antibody to rabbit IgG (H+L), at 1:5000 dilution	

BST2 Antibody, Rabbit PAb, Antigen Affinity Purified, Immunoprecipitation