

VPS34 antibody

Catalog Number: 116782

Product name

VPS34 antibody

WB: 1:200-1:2000

IHC: 1:20-1:200

Specificity


Human, Mouse, Rat; other species not tested.

IF: 1:10-1:100

Antibody description

VPS34 Rabbit Polyclonal antibody. Positive WB detected in PC-3 cells, HeLa cells, human brain tissue, human testis tissue, mouse brain tissue, mouse lung tissue, mouse testis tissue, rat brain tissue. Positive IHC detected in human heart tissue. Positive IF detected in PC-3 cells. Observed molecular weight by Western-blot: 100 kDa

Validations



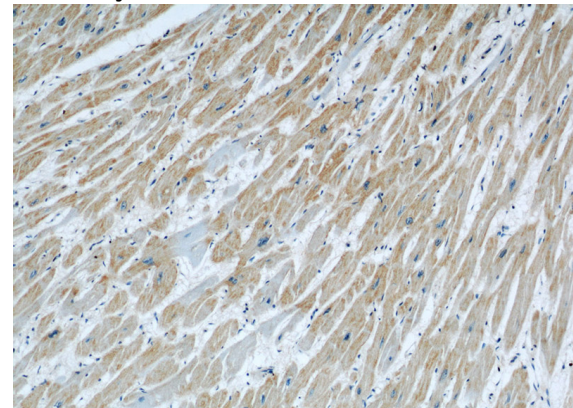
Preparation

This antibody was obtained by immunization of VPS34 recombinant protein (Accession Number: NM_002647). Purification method: Antigen affinity purified.

PC-3 cells were subjected to SDS PAGE followed by western blot with Catalog No:116782(PIK3C3 antibody) at dilution of 1:400

Formulation

PBS with 0.02% sodium azide and 50% glycerol pH 7.3.



Storage

Store at -20°C. DO NOT ALIQUOT

Clonality

Polyclonal

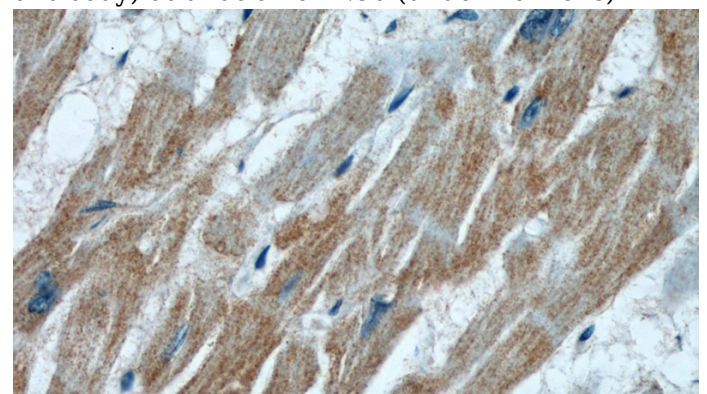
Immunohistochemical of paraffin-embedded human heart using Catalog No:116782(PIK3C3 antibody) at dilution of 1:50 (under 10x lens)

Ig Type

Rabbit IgG

Applications

ELISA, WB, IHC, IF



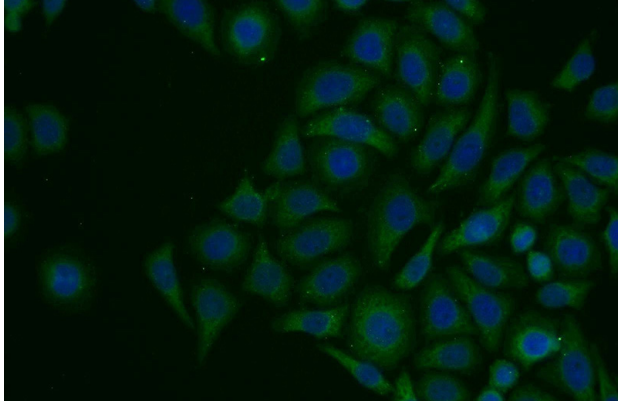
Dilutions

Recommended Dilution:

VPS34 antibody

Catalog Number: 116782

Immunohistochemical of paraffin-embedded human heart using Catalog No:116782(PIK3C3 antibody) at dilution of 1:50 (under 40x lens)



Immunofluorescent analysis of PC-3 cells using Catalog No:116782(PIK3C3 Antibody) at dilution of 1:25 and Alexa Fluor 488-conjugated AffiniPure Goat Anti-Rabbit IgG(H+L)