

# Vitronectin antibody



Catalog Number: 116760

## Product name

Vitronectin antibody

WB: 1:1000-1:10000

IHC: 1:20-1:200

## Specificity


Human, Mouse, Rat; other species not tested.

IF: 1:50-1:500

## Antibody description

Vitronectin Rabbit Polyclonal antibody. Positive IF detected in NIH/3T3 cells. Positive IHC detected in human hepat°Cirrhosis tissue, human liver tissue, human testis tissue. Positive WB detected in human serum tissue, human testis tissue, NIH/3T3 cells. Observed molecular weight by Western-blot: 75 kDa

## Validations



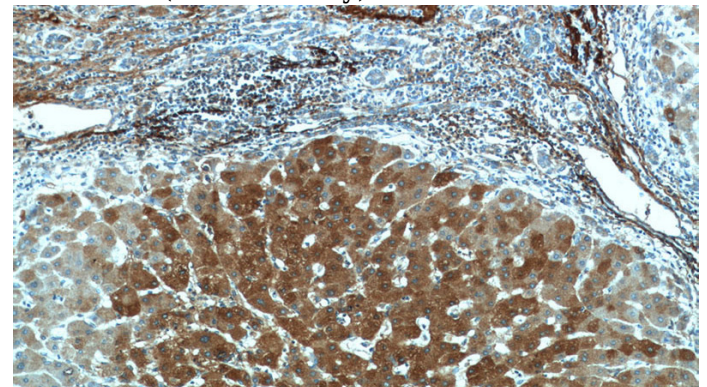
## Preparation

This antibody was obtained by immunization of Vitronectin recombinant protein (Accession Number: NM\_000638). Purification method: Antigen affinity purified.

human serum tissue were subjected to SDS PAGE followed by western blot with Catalog No:116760(VTN antibody) at dilution of 1:1000

## Formulation

PBS with 0.02% sodium azide and 50% glycerol pH 7.3.



## Storage

Store at -20°C. DO NOT ALIQUOT

## Clonality

Polyclonal

Immunohistochemistry of paraffin-embedded human hepatocirrhosis tissue slide using Catalog No:116760(VTN Antibody) at dilution of 1:50 (under 10x lens)

## Ig Type

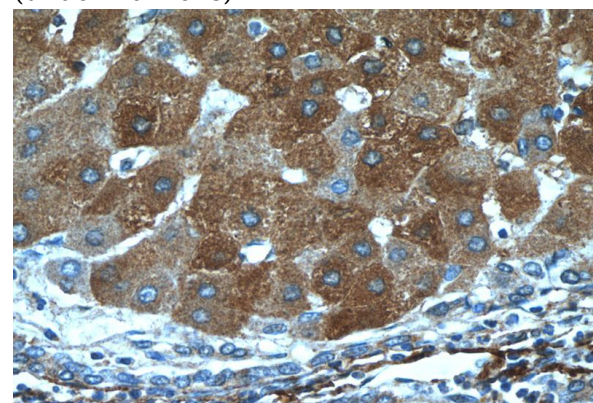
Rabbit IgG

## Applications

ELISA, WB, IHC, IF

## Dilutions

Recommended Dilution:



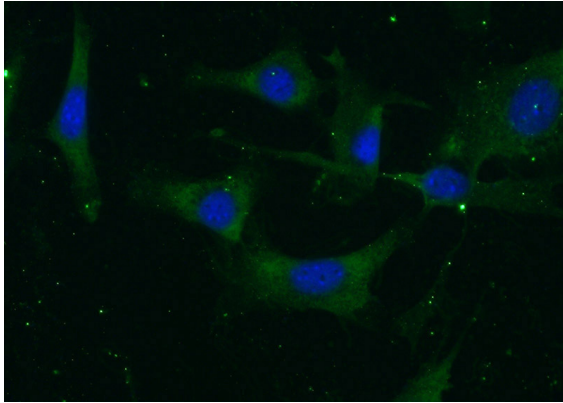
# Vitronectin antibody



Catalog Number: 116760

---

Immunohistochemistry of paraffin-embedded human hepatocirrhosis tissue slide using Catalog No:116760(VTN Antibody) at dilution of 1:50 (under 40x lens)



Immunofluorescent analysis of (-20oc Ethanol) fixed NIH/3T3 cells using Catalog No:116760(VTN Antibody) at dilution of 1:50 and Alexa Fluor 488-congugated AffiniPure Goat Anti-Rabbit IgG(H+L)