

Vimentin antibody



Catalog Number: 116753

Product name

Vimentin antibody

Specificity

Human, Mouse, Rat; other species not tested.

Antibody description

Vimentin Rabbit Polyclonal antibody. Positive WB detected in NIH/3T3 cells, A549 cells, HeLa cells, Jurkat cells, mouse heart tissue, Raji cells, rat heart tissue. Positive IHC detected in human tonsillitis tissue, human cervical cancer tissue, human colon tissue, human endometrial cancer tissue, human gliomas tissue, human liver tissue, human lung cancer tissue, human lymphoma tissue, human meningioma tissue, human ovary tumor tissue, human renal cell carcinoma tissue. Positive IF detected in HepG2 cells. Positive FC detected in HeLa cells. Observed molecular weight by Western-blot: 54 kDa

Preparation

This antibody was obtained by immunization of Vimentin recombinant protein (Accession Number: XM_006717500). Purification method: Antigen affinity purified.

Formulation

PBS with 0.02% sodium azide and 50% glycerol pH 7.3.

Storage

Store at -20°C. DO NOT ALIQUOT

Clonality

Polyclonal

Ig Type

Rabbit IgG

Applications

ELISA, IF, IHC, WB, FC

Dilutions

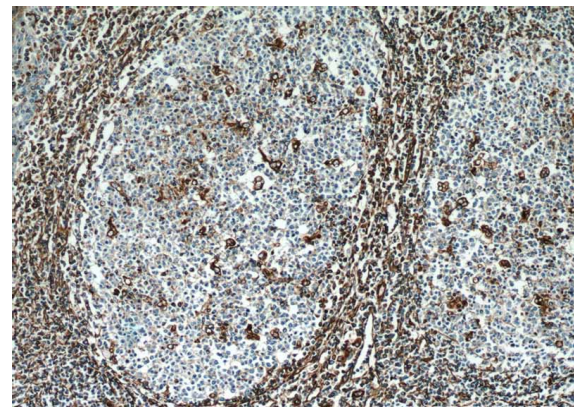
Recommended Dilution:

WB: 1:1000-1:10000

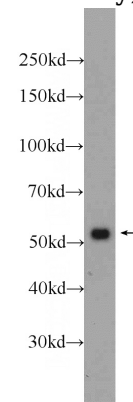
IHC: 1:20-1:200

IF: 1:10-1:100

Validations



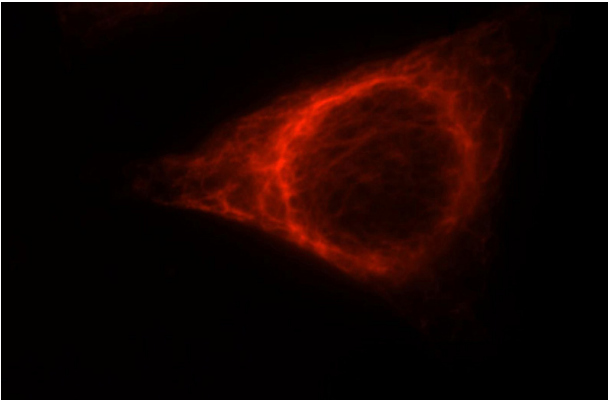
Immunohistochemical of paraffin-embedded human tonsillitis using Catalog No:116753(VIM antibody) at dilution of 1:50 (under 10x lens)



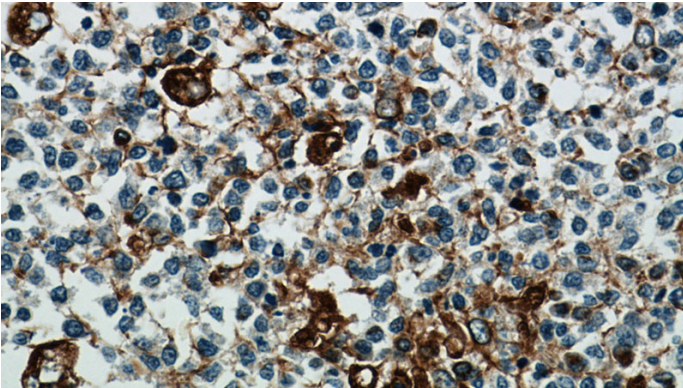
NIH/3T3 cells were subjected to SDS PAGE followed by western blot with Catalog No:116753(VIM antibody) at dilution of 1:2000

Vimentin antibody

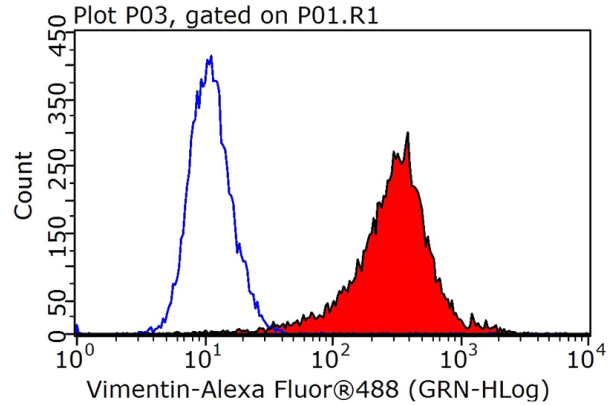
Catalog Number: 116753



Immunofluorescent analysis of HepG2 cells, using VIM antibody Catalog No:116753 at 1:25 dilution and Rhodamine-labeled goat anti-rabbit IgG (red).



Immunohistochemical of paraffin-embedded human tonsillitis using Catalog No:116753(VIM antibody) at dilution of 1:50 (under 40x lens)



1×10^6 HeLa cells were stained with 0.2ug Vimentin antibody (Catalog No:116753, red) and control antibody (blue). Fixed with 4% PFA blocked with 3% BSA (30 min). Alexa Fluor 488-conjugated AffiniPure Goat Anti-Rabbit IgG(H+L) with dilution 1:1000.