

Vertnin antibody

Catalog Number: 116741

Product name

Vertnin antibody

IHC: 1:20-1:200

IF: 1:10-1:100

Specificity

Human; other species not tested.

Antibody description

Vertnin Rabbit Polyclonal antibody. Positive WB detected in SGC-7901 cells. Positive IF detected in HepG2 cells. Positive IHC detected in human placenta tissue. Observed molecular weight by Western-blot: 80 kDa

Preparation

This antibody was obtained by immunization of Vertnin recombinant protein (Accession Number: XM_011536911). Purification method: Antigen affinity purified.

Formulation

PBS with 0.1% sodium azide and 50% glycerol pH 7.3.

Storage

Store at -20°C. DO NOT ALIQUOT

Clonality

Polyclonal

Ig Type

Rabbit IgG

Applications

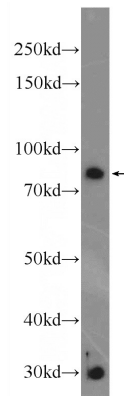
ELISA, IF, IHC, WB

Dilutions

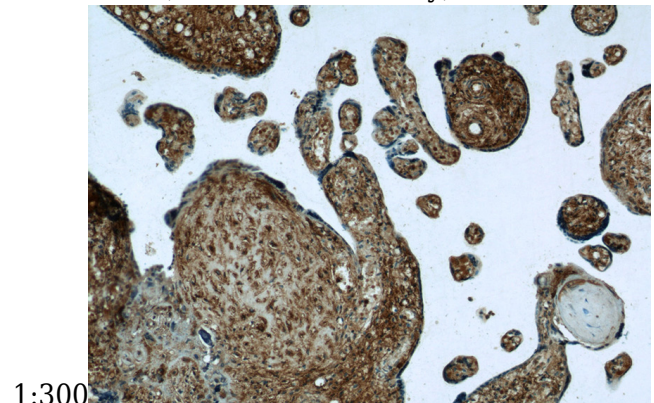
Recommended Dilution:

WB: 1:200-1:1000

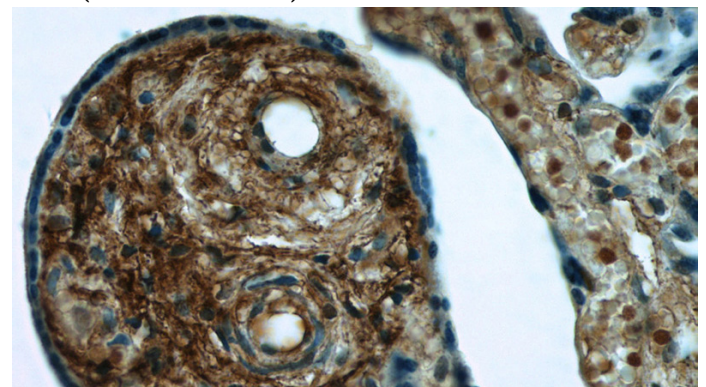
Validations



SGC-7901 cells were subjected to SDS PAGE followed by western blot with Catalog No:116741(C14orf115 Antibody) at dilution of



Immunohistochemistry of paraffin-embedded human placenta tissue slide using Catalog No:116741(C14orf115 Antibody) at dilution of 1:50 (under 10x lens)

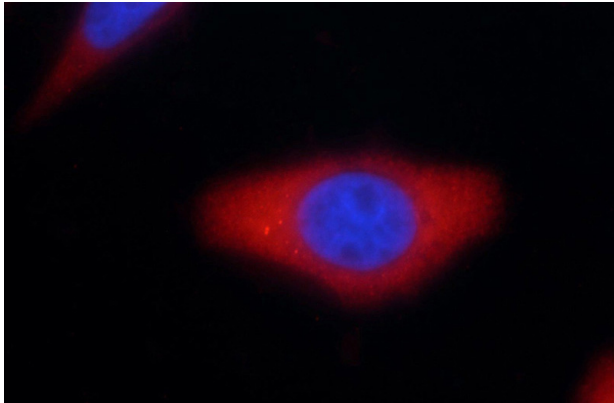


Immunohistochemistry of paraffin-embedded

Vertnin antibody

Catalog Number: 116741

human placenta tissue slide using Catalog No:116741(C14orf115 Antibody) at dilution of 1:50 (under 40x lens)



Immunofluorescent analysis of HepG2 cells using Catalog No:116741(C14orf115 Antibody) at dilution of 1:25 and Rhodamine-Goat anti-Rabbit IgG