

# USP46 antibody



Catalog Number: 116685

## Product name

USP46 antibody

IHC: 1:20-1:200

## Specificity

Human, Mouse, Rat; other species not tested.

## Antibody description

USP46 Rabbit Polyclonal antibody. Positive WB detected in human kidney tissue, mouse pancreas tissue. Positive IHC detected in human kidney tissue, human pancreas tissue, human renal cell carcinoma tissue. Observed molecular weight by Western-blot: 38-42 kDa

## Preparation

This antibody was obtained by immunization of USP46 recombinant protein (Accession Number: NM\_022832). Purification method: Antigen affinity purified.

## Formulation

PBS with 0.02% sodium azide and 50% glycerol pH 7.3.

## Storage

Store at -20°C. DO NOT ALIQUOT

## Clonality

Polyclonal

## Ig Type

Rabbit IgG

## Applications


ELISA, WB, IHC

## Dilutions

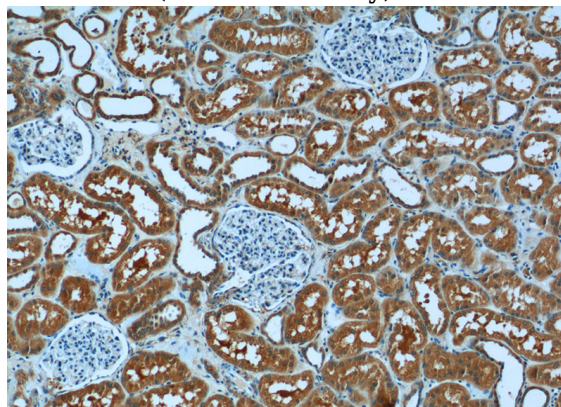
Recommended Dilution:

WB: 1:200-1:2000

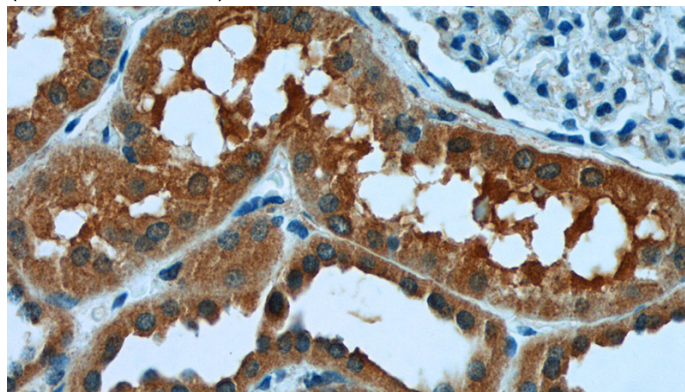
## Validations



human kidney tissue were subjected to SDS PAGE followed by western blot with Catalog No:116685(USP46 antibody) at dilution of 1:500



Immunohistochemistry of paraffin-embedded human kidney tissue slide using Catalog No:116685(USP46 Antibody) at dilution of 1:50 (under 10x lens)



Immunohistochemistry of paraffin-embedded human kidney tissue slide using Catalog No:116685(USP46 Antibody) at dilution of 1:50

# USP46 antibody



Catalog Number: 116685

---

(under 40x lens)