

# UCP1 antibody



Catalog Number: 116545

## Product name

UCP1 antibody

WB: 1:200-1:2000

IHC: 1:20-1:200

## Immunogen

[Human UCP1 Recombinant protein \(His tag\)](#)

## Specificity

Human, Mouse, Rat; other species not tested.

## Antibody description

UCP1 Rabbit Polyclonal antibody. Positive WB detected in mouse brown adipose tissue. Positive IHC detected in rat brain tissue. Observed molecular weight by Western-blot: 30-33 kDa

## Preparation

This antibody was obtained by immunization of UCP1 recombinant protein (Accession Number: NM\_021833). Purification method: Antigen Affinity purified.

## Formulation

PBS with 0.02% sodium azide and 50% glycerol pH 7.3.

## Storage

Store at -20°C. DO NOT ALIQUOT

## Clonality

Polyclonal

## Ig Type

Rabbit IgG


## Applications

ELISA, IHC, WB

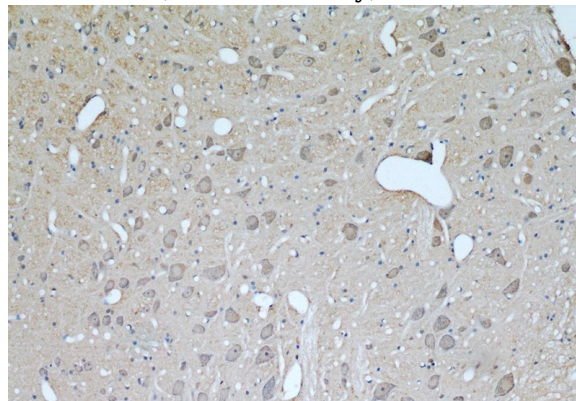
## Dilutions

Recommended Dilution:

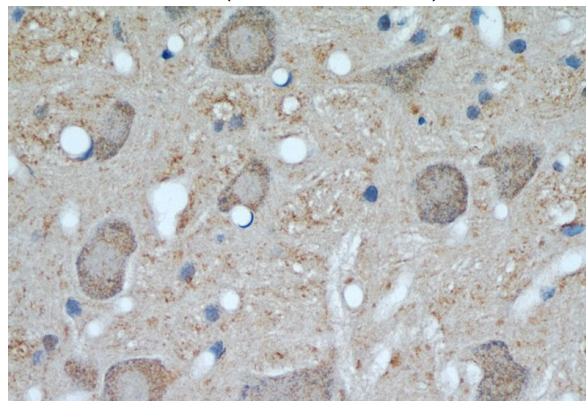
## Validations



mouse brown adipose tissue were subjected to SDS PAGE followed by western blot with Catalog No:116545(UCP1 antibody) at dilution of 1:600



Immunohistochemical of paraffin-embedded rat brain using Catalog No:116545(UCP1 antibody) at dilution of 1:50 (under 10x lens)



Immunohistochemical of paraffin-embedded rat brain using Catalog No:116545(UCP1 antibody) at

# UCP1 antibody



Catalog Number: 116545

---

dilution of 1:50 (under 40x lens)