

TBCB antibody



Catalog Number: 115870

General Information

Product name:

TBCB antibody

Immunogen:

Applications:

ELISA, WB, IF, IP

Specificity:

Human, Mouse, Rat; other species not tested.

Antibody description:

TBCB Rabbit Polyclonal antibody. Positive IP detected in HeLa cells. Positive WB detected in HeLa cells, human brain tissue. Positive IF detected in HeLa cells. Observed molecular weight by Western-blot: 32 kDa

Properties

Preparation:

This antibody was obtained by immunization of TBCB recombinant protein (Accession Number: NM_001281). Purification method: Antigen affinity purified.

Formulation:

PBS with 0.02% sodium azide and 50% glycerol pH 7.3.

Storage:

Store at -20°C. DO NOT ALIQUOT

Clonality:

Polyclonal

Ig Type: Rabbit IgG

Applications


Recommended Dilution:

WB: 1:500-1:5000

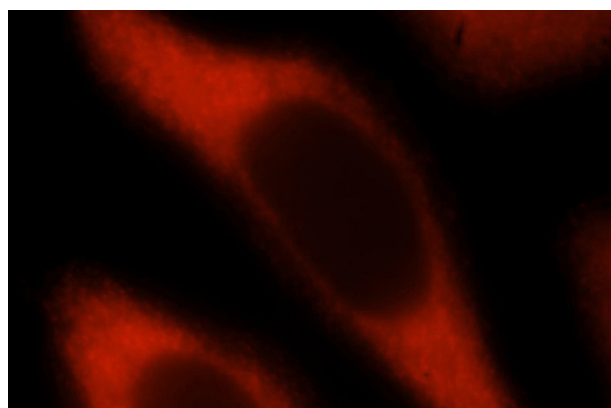
IP: 1:200-1:2000

IF: 1:10-1:100

Validations



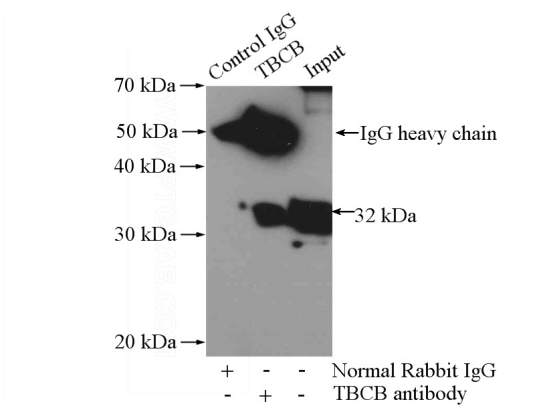
HeLa cells were subjected to SDS PAGE followed by western blot with Catalog No:115870(TBCB antibody) at dilution of 1:500



Immunofluorescent analysis of HeLa cells, using TBCB antibody Catalog No:115870 at 1:25 dilution and Rhodamine-labeled goat anti-rabbit IgG (red).

TBCB antibody

Catalog Number: 115870



IP Result of anti-TBCB (IP:Catalog No:115870, 3ug; Detection:Catalog No:115870 1:500) with HeLa cells lysate 1200ug.