

# SPAG5 antibody

Catalog Number: 115533

## Product name

SPAG5 antibody

## Specificity

Human; other species not tested.

## Antibody description

SPAG5 Rabbit Polyclonal antibody. Positive IF detected in A431 cells. Positive IHC detected in human testis tissue, human brain tissue, human heart tissue, human kidney tissue, human lung tissue, human ovary tissue, human skin tissue, human spleen tissue. Positive WB detected in HeLa cells. Positive IP detected in HeLa cells. Observed molecular weight by Western-blot: 126kd,140kd

## Preparation

This antibody was obtained by immunization of SPAG5 recombinant protein (Accession Number: NM\_006461). Purification method: Antigen affinity purified.

## Formulation

PBS with 0.02% sodium azide and 50% glycerol pH 7.3.

## Storage

Store at -20°C. DO NOT ALIQUOT

## Clonality

Polyclonal

## Ig Type

Rabbit IgG

## Applications

ELISA, WB, IHC, IF, IP

## Dilutions

Recommended Dilution:

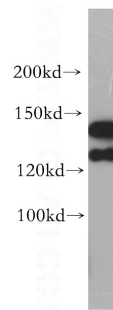
WB: 1:1000-1:10000

IP: 1:500-1:5000

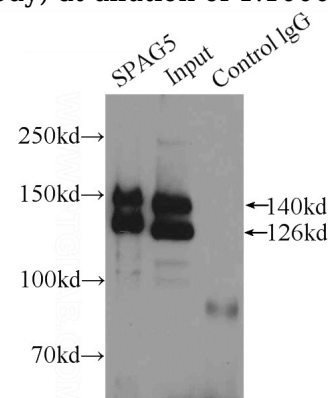
IHC: 1:20-1:200

IF: 1:20-1:200

## Validations



HeLa cells were subjected to SDS PAGE followed by western blot with Catalog No:115533(SPAG5 antibody) at dilution of 1:1000

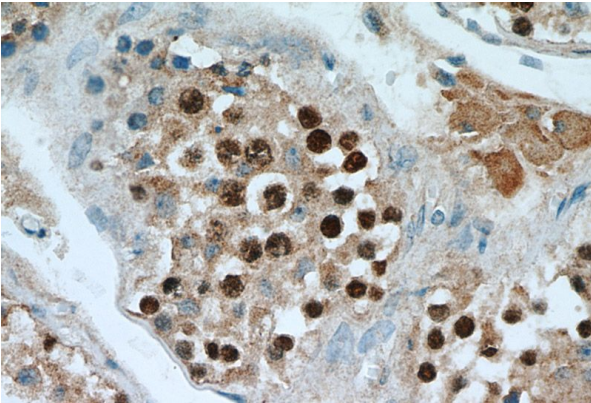


IP Result of anti-SPAG5 (IP:Catalog No:115533, 5ug; Detection:Catalog No:115533 1:1000) with HeLa cells lysate 3000ug.

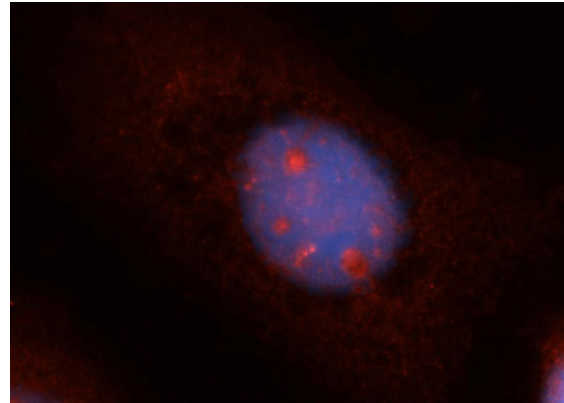
# SPAG5 antibody

Catalog Number: 115533

---



Immunohistochemical of paraffin-embedded human testis using Catalog No:115533(SPAG5 antibody) at dilution of 1:100 (under 40x lens)



Immunofluorescent analysis of A431 cells, using SPAG5 antibody Catalog No:115533 at 1:50 dilution and Rhodamine-labeled goat anti-rabbit IgG (red). Blue pseudocolor = DAPI (fluorescent DNA dye).